








BRASS PUSH-IN DOT FITTINGS

CONSTRUCTION	<ul style="list-style-type: none"> • CA360 Brass (Straights) • CA377 Brass (Shapes) • "O" Ring: Buna N (Nitrile) 	 
APPLICATIONS	<ul style="list-style-type: none"> • Air Brake Systems 	
RANGES	<ul style="list-style-type: none"> • Temperature Range: -40° to 200° F. • Pressure Range: Up to 200 PSI 	 



To Connect Fitting & Tubing:

1. Cut the air brake tubing squarely.
2. Make sure mating ports are free of any debris.
3. Insert the tubing past the O-Ring until the tubing bottoms out against the tube stop.
4. Check your connection by pulling on the tubing to ensure tubing is fully inserted.

To Disconnect Fitting & Tubing:

1. Press and hold the collet against the fitting body.
2. Pull the tubing out of fitting.

Application Details:

Transportation Air Brake Systems, Air Suspensions, Cabin Controls:
Trucks, Trailers, RVs, Buses, Fire Trucks, & Rail.



NOTES

- Fittings meet SAE J2494 & D.O.T. FMVSS 571.106 Air Brake Performance Specifications.
- Non-stock items and special parts are available on a quotation basis.
- Configurations and dimensions are subject to change without notice.



<p>259PPDOT Tube Plug</p> 	<p>262PPDOT Union</p> 	<p>262PPBHDOT Bulkhead Union</p> 	<p>264PPDOT Union Tee</p> 
<p>265PPDOT 90° Union Elbow</p> 	<p>266PPDOT Female Connector</p> 	<p>268PPDOT Male Connector</p> 	<p>2688PPDOT Plug In Adapter</p> 
<p>269PPDOT 90° Male Elbow</p> 	<p>269PPSDOT 90° Male Swivel Elbow</p> 	<p>270PPDOT 90° Female Elbow</p> 	<p>270PPSDOT 90° Female Swivel Elbow</p> 
<p>271PPDOT Male Run Tee</p> 	<p>271PPSDOT Male Swivel Run Tee</p> 	<p>272PPDOT Male Branch Tee</p> 	<p>272PPSDOT Male Swivel Branch Tee</p> 
<p>277PPDOT Female Branch Tee</p> 	<p>277PPSDOT Female Swivel Branch Tee</p> 	<p>279PPDOT 45° Male Elbow</p> 	<p>279PPSDOT 45° Male Swivel Elbow</p> 
<p>283PPDOT Gladhand Bulkhead</p> 	<p>286PPDOT Female Bulkhead</p> 		

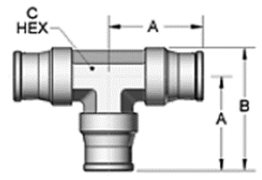
259PPDOT NYLON PLUG

PART NUMBER	A
259PPDOT-2.5	5/32"
259PPDOT-4	1/4"
259PPDOT-6	3/8"
259PPDOT-8	1/2"
259PPDOT-10	5/8"
259PPDOT-12	3/4"



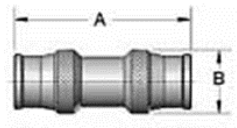
264PPDOT UNION TEE

PART NUMBER	Tube O.D.	A	B	C
264PPDOT-4	1/4"	.94	1.17	3/8"
264PPDOT-6	3/8"	1.08	1.41	1/2"
264PPDOT-8	1/2"	1.26	1.65	5/8"
264PPDOT-10	5/8"	1.32	1.77	11/16"
264PPDOT-12	3/4"	1.44	1.99	15/16"



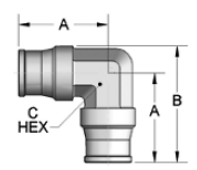
262PPDOT UNION CONNECTOR

PART NUMBER	Tube O.D.	A	B
262PPDOT-2.5	5/32"	1.38	3/8"
262PPDOT-3	3/16"	1.60	7/16"
262PPDOT-4	1/4"	1.82	7/16"
262PPDOT-2.5	5/16"	1.89	19/32"
262PPDOT-6	3/8"	1.82	21/32"
262PPDOT-8	1/2"	2.02	25/32"
262PPDOT-10	5/8"	2.04	.91
262PPDOT-12	3/4"	2.20	1.06



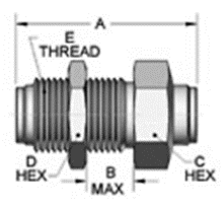
265PPDOT 90° UNION ELBOW

PART NUMBER	Tube O.D.	A	B	C
265PPDOT-4	1/4"	.94	1.17	3/8"
265PPDOT-6	3/8"	1.08	1.41	1/2"
265PPDOT-8	1/2"	1.26	1.65	5/8"



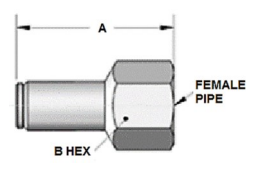
262PPBHDOT BULKHEAD UNION

PART NUMBER	Tube O.D.	A	C	E
262PPBHDOT-4	1/4"	1.90	3/8	1/2-20
262PPBHDOT-6	3/16"	1.85	7/16	3/4-16
262PPBHDOT-8	1/4"	2.05	7/16	15/16-16
262PPBHDOT-10	5/16"	2.05	19/32	1/4



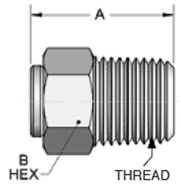
266PPDOT FEMALE CONNECTOR

PART NUMBER	Tube O.D.	FPT	A	B
266PPDOT-4A	5/32"	1/8	1.33	9/16"
266PPDOT-4B	3/16"	1/4	1.55	3/4"
266PPDOT-6A	1/4"	1/8	1.33	11/16"
266PPDOT-6B	5/16"	1/4	1.52	3/4"
266PPDOT-6C	3/8"	3/8	1.56	7/8"
266PPDOT-8C	1/2"	3/8	1.59	7/8"
266PPDOT-8D	5/8"	1/2	1.85	1-1/8"



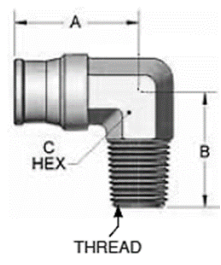
268PPDOT MALE CONNECTOR

PART NUMBER	Tube O.D.	MPT	A	B
268PPDOT-2.5X1	5/32"	1/16"	.78	3/8"
268PPDOT-2.5A	5/32"	1/8"	.79	7/16"
268PPDOT-2.5B	5/32"	1/4"	.95	9/16"
268PPDOT-3X0	3/16"	10/32"	.89	3/8"
268PPDOT-3X1	3/16"	1/16"	1.02	3/8"
268PPDOT-3A	3/16"	1/8"	1.02	7/16"
268PPDOT-3B	3/16"	1/4"	1.02	9/16"
268PPDOT-4X1	1/4"	1/16"	1.17	7/16"
268PPDOT-4A	1/4"	1/8"	.98	7/16"
268PPDOT-4B	1/4"	1/4"	.90	9/16"
268PPDOT-4C	1/4"	3/8"	.87	11/16"
268PPDOT-6A	3/8"	1/8"	1.17	11/16"
268PPDOT-6B	3/8"	1/4"	1.15	11/16"
268PPDOT-6C	3/8"	3/8"	1.12	11/16"
268PPDOT-6D	3/8"	1/2"	1.03	7/8"
268PPDOT-8B	1/2"	1/4"	1.46	13/16"
268PPDOT-8C	1/2"	3/8"	1.28	13/16"
268PPDOT-8D	1/2"	1/2"	1.23	7/8"
268PPDOT-8E	1/2"	3/4"	1.29	1-1/16"
268PPDOT-10C	5/8"	3/8"	1.44	15/16"
268PPDOT-10D	5/8"	1/2"	1.59	15/16"
268PPDOT-10E	5/8"	3/4"	1.13	1-1/16"
268PPDOT-12D	3/4"	1/2"	1.65	1-1/16"
268PPDOT-12E	3/4"	3/4"	1.38	1-1/16"



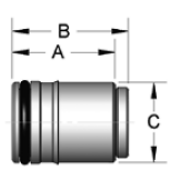
269PPDOT 90° MALE ELBOW

PART NUMBER	Tube O.D.	MPT	A	B	C
269PPDOT-2.5X1	5/32"	1/16"	.78	.65	5/16"
269PPDOT-2.5A	5/32"	1/8"	.78	.69	5/16"
269PPDOT-3A	3/16"	1/8"	.88	.75	3/8"
269PPDOT-4A	1/4"	1/8"	1.01	.79	3/8"
269PPDOT-4B	3/4"	1/4"	1.05	.84	3/8"
269PPDOT-4C	1/4"	3/8"	1.10	.98	1/2"
269PPDOT-6A	3/8"	1/8"	1.00	.80	1/2"
269PPDOT-6B	3/8"	1/4"	1.10	.98	1/2"
269PPDOT-6C	3/8"	3/8"	1.08	.98	1/2"
269PPDOT-6D	3/8"	1/2"	1.14	1.20	5/8"
269PPDOT-8B	1/2"	1/4"	1.26	1.05	5/8"
269PPDOT-8C	1/2"	3/8"	1.26	1.05	5/8"
269PPDOT-8D	1/2"	1/2"	1.25	1.26	5/8"
269PPDOT-10C	5/8"	3/8"	1.25	1.26	5/8"
269PPDOT-10D	5/8"	1/2"	1.34	1.29	11/16"
269PPDOT-12D	3/4"	1/2"	1.32	1.36	15/16"
269PPDOT-12E	3/4"	3/4"	1.32	1.36	15/16"



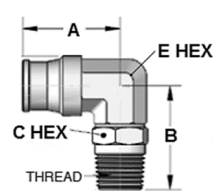
2688PPDOT PRESS-IN CARTRIDGE

PART NUMBER	Tube O.D.	A	B	C
2688PPDOT-2.5	5/32"	.59	.69	.32
2688PPDOT-3	3/16"	.68	.78	.41
2688PPDOT-4	1/4"	.76	.86	.41
2688PPDOT-6	3/8"	.82	.92	.64
2688PPDOT-8	1/2"	.92	1.02	.77



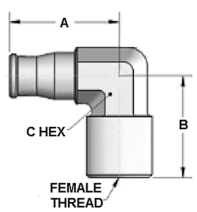
269PPSDOT 90° MALE SWIVEL ELBOW

PART NUMBER	Tube O.D.	MPT	A	B	C
269PPSDOT-2.5A	5/32"	1/8"	.79	.88	7/16"
269PPSDOT-2.5B	5/32"	1/4"	.79	1.08	9/16"
269PPSDOT-3A	3/16"	1/8"	.88	.92	7/16"
269PPSDOT-4A	1/4"	1/8"	.94	1.09	9/16"
269PPSDOT-4B	3/4"	1/4"	.99	1.09	9/16"
269PPSDOT-4C	1/4"	3/8"	1.02	1.13	11/16"
269PPSDOT-6A	3/8"	1/8"	1.05	1.06	7/16"
269PPSDOT-6B	3/8"	1/4"	1.08	1.14	9/16"
269PPSDOT-6C	3/8"	3/8"	1.10	1.23	11/16"
269PPSDOT-6D	3/8"	1/2"	1.10	1.53	7/8"
269PPSDOT-8B	1/2"	1/4"	1.26	1.26	9/16"
269PPSDOT-8C	1/2"	3/8"	1.26	1.31	11/16"
269PPSDOT-8D	1/2"	1/2"	1.25	1.61	7/8"
269PPSDOT-10C	5/8"	3/8"	1.54	1.41	11/16"
269PPSDOT-10D	5/8"	1/2"	1.54	1.71	7/8"
269PPSDOT-12D	3/4"	1/2"	1.40	2.04	1-1/16"
269PPSDOT-12E	3/4"	3/4"	1.40	1.60	1-1/16"



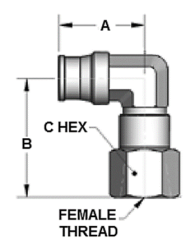
270PPDOT 90° FEMALE ELBOW

PART NUMBER	Tube O.D.	FPT	A	B	C
270PPDOT-4A	1/4"	1/8"	1.02	.83	1.06
270PPDOT-4B	1/4"	1/4"	1.13	1.03	1.31
270PPDOT-4C	1/4"	3/8"	1.27	.99	1.35
270PPDOT-6B	3/8"	1/4"	1.08	.98	1.31
270PPDOT-6C	3/8"	3/8"	1.08	1.05	1.41
269PPDOT-8D	1/2"	1/2"	1.37	1.31	1.70



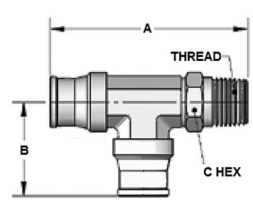
270PPSDOT 90° FEMALE SWIVEL ELBOW

PART NUMBER	Tube O.D.	FPT	A	B	C
270PPSDOT-4A	1/4"	1/8"	.94	1.09	9/16"
270PPSDOT-4B	1/4"	1/4"	.97	1.25	3/4"
270PPSDOT-6B	3/8"	1/4"	1.10	1.48	3/4"



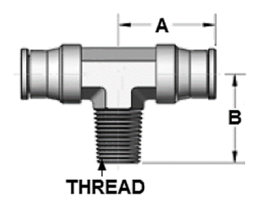
271PPSDOT MALE SWIVEL RUN TEE

PART NUMBER	Tube O.D.	MPT	A	B	C
271PPSDOT-4A	1/4"	1/8"	2.03	1.02	3/8"
271PPSDOT-4B	1/4"	1/4"	2.10	1.02	7/16"
271PPSDOT-6B	3/8"	1/4"	2.19	1.04	1/2"
271PPSDOT-6C	3/8"	3/8"	2.23	1.06	1/2"
271PPSDOT-8C	1/2"	3/8"	2.52	1.24	5/8"
271PPSDOT-8D	1/2"	1/2"	2.82	1.24	5/8"



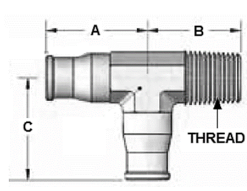
272PPDOT MALE BRANCH TEE

PART NUMBER	Tube O.D.	MPT	A	B
272PPDOT-4A	1/4"	1/8"	1.02	.75
272PPDOT-4B	1/4"	1/4"	1.02	.92
272PPDOT-6A	3/8"	1/8"	1.08	.79
272PPDOT-6B	3/8"	1/4"	1.08	.99
272PPDOT-6C	3/8"	3/8"	1.09	.99
272PPDOT-8B	1/2"	1/4"	1.26	1.07
272PPDOT-8C	1/2"	3/8"	1.26	1.07



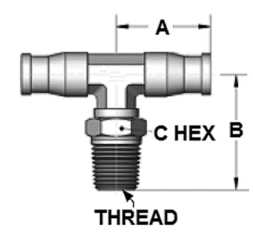
271PPDOT MALE RUN TEE

PART NUMBER	Tube O.D.	MPT	A	B	C
271PPDOT-4A	1/4"	1/8"	1.02	.75	1.02
271PPDOT-4B	1/4"	1/4"	1.02	.92	1.02
271PPDOT-4C	1/4"	3/8"	1.08	.98	1.08
271PPDOT-6B	3/8"	1/4"	1.08	.98	1.08
271PPDOT-6C	3/8"	3/8"	1.08	.98	1.08
271PPDOT-8C	1/2"	3/8"	1.26	1.05	1.26



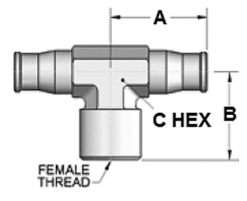
272PPSDOT MALE SWIVEL BRANCH TEE

PART NUMBER	Tube O.D.	MPT	A	B	C
272PPSDOT-4A	1/4"	1/8"	1.02	1.04	7/16"
272PPSDOT-4B	1/4"	1/4"	1.01	1.04	9/16"
272PPSDOT-6A	3/8"	1/8"	1.08	1.07	7/16"
272PPSDOT-6B	3/8"	1/4"	1.06	1.17	9/16"
272PPSDOT-6C	3/8"	3/8"	1.08	1.21	11/16"
272PPSDOT-6D	3/8"	1/2"	1.08	1.40	7/8"
272PPSDOT-8B	1/2"	1/4"	1.26	1.28	9/16"
272PPSDOT-8C	1/2"	3/8"	1.26	1.31	11/16"
272PPSDOT-8D	1/2"	1/2"	1.26	1.61	7/8"
272PPSDOT-10D	5/8"	1/2"	1.32	1.74	7/8"



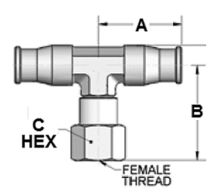
277PPDOT FEMALE BRANCH TEE

PART NUMBER	Tube O.D.	FPT	A	B	C
277PPDOT-4A	1/4"	1/8"	1.02	.82	1/2"
277PPDOT-4B	1/4"	1/4"	1.08	.97	1/2"
277PPDOT-6B	3/8"	1/4"	1.09	.98	1/2"
277PPDOT-6C	3/8"	3/8"	1.40	1.30	11/16"
277PPDOT-8B	1/2"	1/4"	1.26	1.16	5/8"



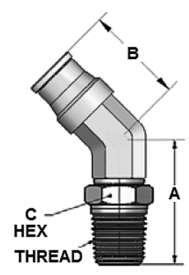
277PPSDOT FEMALE SWIVEL BRANCH TEE

PART NUMBER	Tube O.D.	FPT	A	B	C
277PPSDOT-4A	1/4"	1/8"	1.02	1.13	9/16"
277PPSDOT-4B	1/4"	1/4"	1.02	1.29	3/4"
277PPSDOT-6A	3/8"	1/8"	1.08	1.18	9/16"
277PPSDOT-6C	3/8"	3/8"	1.08	1.16	3/4"



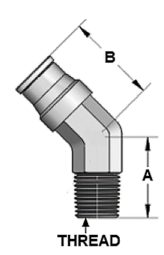
279PPSDOT 45° MALE SWIVEL ELBOW

PART NUMBER	Tube O.D.	MPT	A	B	C
279PPSDOT-4A	1/4"	1/8"	.98	.99	7/16"
279PPSDOT-4B	1/4"	1/4"	1.06	.99	7/16"
279PPSDOT-6A	3/8"	1/8"	1.08	1.06	7/16"
279PPSDOT-6B	3/8"	1/4"	1.13	1.06	9/16"
279PPSDOT-6C	3/8"	3/8"	1.23	1.08	11/16"
279PPSDOT-6D	3/8"	1/2"	1.46	1.22	7/8"
279PPSDOT-8B	1/2"	1/4"	1.22	1.22	9/16"
279PPSDOT-8C	1/2"	3/8"	1.32	1.20	11/16"
279PPSDOT-8D	1/2"	1/2"	1.61	1.20	7/8"
279PPSDOT-10C	5/8"	3/8"	1.38	1.33	11/16"
279PPSDOT-10D	5/8"	1/2"	1.68	1.39	7/8"
279PPSDOT-12E	3/4"	3/4"	2.28	1.40	1-1/16"




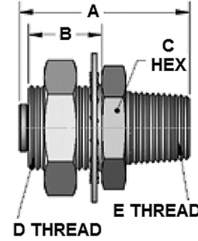
279PPDOT 45° MALE ELBOW

PART NUMBER	Tube O.D.	MPT	A	B
279PPDOT-4A	1/4"	1/8"	.75	.99
279PPDOT-4B	1/4"	1/4"	.89	.99
279PPDOT-6A	1/4"	3/8"	.75	.99
279PPDOT-6B	3/8"	1/4"	.95	1.08
279PPDOT-6C	3/8"	3/8"	.97	1.08
279PPDOT-6D	3/8"	1/2"	1.13	1.15
279PPDOT-8B	1/2"	1/4"	1.00	1.20
279PPDOT-8C	1/2"	3/8"	1.05	1.20
279PPDOT-8D	1/2"	1/2"	1.20	1.20
279PPDOT-10C	5/8"	3/8"	1.17	1.22
279PPDOT-10D	5/8"	1/2"	1.31	1.22
279PPDOT-12D	5/8"	1/2"	1.36	1.18
279PPDOT-12E	3/4"	3/4"	1.36	1.18




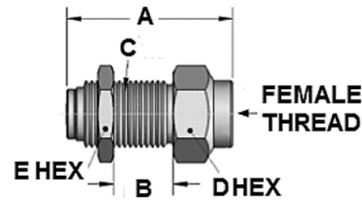
283PPDOT GLADHAND BULKHEAD

PART NUMBER	Tube O.D.	MPT	A	B	C	D
283PPDOT-6D	3/8"	1/2"	1.99	1-3/8	1-1/4	1-14
283PPDOT-8D	1/4"	1/4"	1.99	1-3/8	1-1/4	1-14
283PPDOT-10D	3/8"	1/4"	2.33	1-3/8	1-1/4	1-14



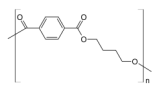



286PPDOT FEMALE BULKHEAD UNION

PART NUMBER	Tube O.D.	FPT	A	B	C	D	E
286PPDOT-4A	1/4"	1/8"	1.32	.64	1/2-20	11/16	11/16
286PPDOT-4B	1/4"	1/4"	1.56	.64	1/2-20	11/16	11/16
286PPDOT-6B	3/8"	1/4"	1.87	1.00	3/4-16	15/16	15/16
286PPDOT-6C	3/8"	3/8"	1.87	1.00	3/4-16	15/16	15/16
286PPDOT-8C	1/2"	3/8"	2.04	1.00	15/16-16	1-1/8	1 3/8





COMPOSITE DOT FITTINGS

CONSTRUCTION	Polybutylene Terephthalate (PBT) Thermoplastic Engineered Polymer	
	•Brass	
APPLICATIONS	• Air Brake Systems	
	•Temperature Range: -40° to 140° F.	
RANGES	• Pressure Range: Up to 145 PSI	



To Connect Fitting & Tubing:

1. Cut the air brake tubing squarely.
2. Make sure mating ports are free of any debris.
3. Insert the tubing past the O-Ring until the tubing bottoms out against the tube stop.
4. Check your connection by pulling on the tubing to ensure tubing is fully inserted.

To Disconnect Fitting & Tubing:

1. Press and hold the collet against the fitting body.
2. Pull the tubing out of fitting.

Application Details:










Transportation Air Brake Systems, Air Suspensions, Cabin Controls:
Trucks, Trailers, RVs, Buses, Fire Trucks, & Rail.



NOTES

- Fittings meet D.O.T. FMVSS 49 CFR 571.106, SAE J2494-3 specifications.
- Non-stock items and special parts are available on a quotation basis.
- Configurations and dimensions are subject to change without notice.



C259PPDOT Tube Plug 	C262PPDOT Union 	C262PPBHDOT Bulkhead Union 	C264PPDOT Union Tee 
C265PPDOT 90° Union 	C266PPDOT Female Connector 	C268PPDOT Male Connector 	C2688PPDOT Plug In Adapter 
269PPSDOT 90° Male Swivel Elbow 	270PPSDOT Female Swivel Elbow 	271PPSDOT Swivel Run Tee 	272PPSDOT Swivel Branch Tee 
277PPSDOT FM Swivel Branch Tee 	279PPSDOT 45° Swivel Elbow 	286PPDOT Female Bulkhead 	

BUY FROM...

THE ROBO MAN



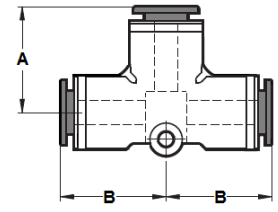
C259PPDOT NYLON PLUG

PART NUMBER	A
C259PPDOT-2.5	5/32"
C259PPDOT-4	1/4"
C259PPDOT-6	3/8"
C259PPDOT-8	1/2"
C259PPDOT-10	5/8"
C259PPDOT-12	3/4"



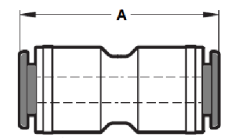
C264PPDOT UNION TEE

PART NUMBER	Tube O.D.	A	B
C264PPDOT-2.5	5/32"	18.3	18.3
C264PPDOT-4	1/4"	20.6	20.6
C264PPDOT-6	3/8"	26.2	26.2
C264PPDOT-664	3/8" x 1/4"	19.3	25.0
C264PPDOT-8	1/2"	28.8	28.8
C264PPDOT-10	5/8"	33.4	33.4



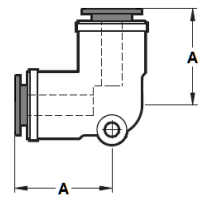
C262PPDOT UNION CONNECTOR

PART NUMBER	Tube O.D.	A
C262PPDOT-2.5	5/32"	32.6
C262PPDOT-4	1/4"	34.6
C262PPDOT-6	3/8"	42.6
C262PPDOT-8	1/2"	44.6
C262PPDOT-10	5/8"	53.4
C262PPDOT-12	3/4"	68.2




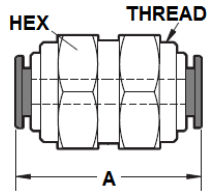
C265PPDOT 90° UNION ELBOW

PART NUMBER	Tube O.D.	A
C265PPDOT-2.5	5/32"	18.3
C265PPDOT-4	1/4"	20.6
C265PPDOT-6	3/8"	26.1
C265PPDOT-8	1/2"	28.9



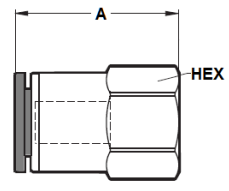
C262PPBHDOT BULKHEAD UNION

PART NUMBER	Tube O.D.	A	HEX	Thread
C262PPBHDOT-2.5	5/32"	32.1	17.46	1/2-20
C262PPBHDOT-4	1/4"	34.1	17.46	9/16-18
C262PPBHDOT-6	3/8"	42.1	25.40	7/8-14
C262PPBHDOT-8	1/2"	44.1	28.57	1-12
C262PPBHDOT-10	5/8"	50.0	33.33	1 1/8-12



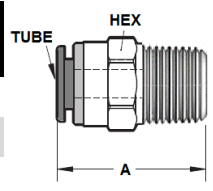
C266PPDOT FEMALE CONNECTOR

PART NUMBER	Tube O.D.	FPT	A	Hex
C266PPDOT-2.5A	5/32"	1/8"	27.0	14.29
C266PPDOT-2.5B	5/32"	1/4"	30.7	17.46
C266PPDOT-4A	1/4"	1/8"	27.5	14.29
C266PPDOT-4B	1/4"	1/4"	31.2	17.46
C266PPDOT-4C	1/4"	3/8"	33.3	22.23
C266PPDOT-6A	3/8"	1/8"	30.8	17.46
C266PPDOT-6B	3/8"	1/4"	34.5	17.46
C266PPDOT-6C	3/8"	3/8"	36.6	22.23
C266PPDOT-6D	3/8"	1/2"	40.6	23.81
C266PPDOT-8A	1/2"	1/8"	31.4	22.23
C266PPDOT-8B	1/2"	1/4"	35.4	22.23
C266PPDOT-8C	1/2"	3/8"	36.4	22.23
C266PPDOT-8D	1/2"	1/2"	40.8	23.80
C266PPDOT-10D	5/8"	1/2"	42.9	25.40



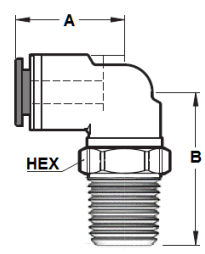
C268PPDOT MALE CONNECTOR

PART NUMBER	Tube O.D.	MPT	A	HEX
C268PPDOT-2.50	5/32"	1/16"	21.7	11.11
C268PPDOT-2.5A	5/32"	1/8"	21.7	11.11
C268PPDOT-4A	1/4"	1/8"	22.2	12.70
C268PPDOT-4B	1/4"	1/4"	22.7	14.29
C268PPDOT-4C	1/4"	3/8"	21.7	17.46
C268PPDOT-4D	1/4"	1/2"	26.0	22.23
C268PPDOT-6A	3/8"	1/8"	30.7	17.46
C268PPDOT-6B	3/8"	1/4"	33.2	17.46
C268PPDOT-6C	3/8"	3/8"	28.7	17.46
C268PPDOT-6D	3/8"	1/2"	26.2	22.23
C268PPDOT-8B	1/2"	1/4"	34.2	22.23
C268PPDOT-8C	1/2"	3/8"	32.7	22.23
C268PPDOT-8D	1/2"	1/2"	29.7	22.23
C268PPDOT-10C	5/8"	3/8"	38.6	25.40
C268PPDOT-10D	5/8"	1/2"	37.9	25.40
C268PPDOT-12C	3/4"	3/8"	47.5	30.0
C268PPDOT-12D	3/4"	1/2"	50.5	30.0
C268PPDOT-12E	3/4"	3/4"	52.5	30.0



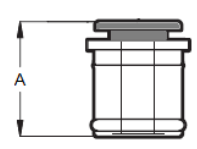
269PPSDOT 90° MALE ELBOW

PART NUMBER	Tube O.D.	MPT	A	B
C269PPSDOT-2.5A	5/32"	1/8"	20.6	23.4
C269PPSDOT-2.5B	5/32"	1/4"	20.6	27.4
C269PPSDOT-4A	1/4"	1/8"	20.6	23.4
C269PPSDOT-4B	1/4"	1/4"	20.6	27.4
C269PPSDOT-4C	1/4"	3/8"	20.6	29.4
C269PPSDOT-4D	1/4"	1/2"	20.6	33.4
C269PPSDOT-6A	3/8"	1/8"	26.2	26.6
C269PPSDOT-6B	3/8"	1/4"	26.2	29.6
C269PPSDOT-6C	3/8"	3/8"	26.2	31.6
C269PPSDOT-6D	3/8"	1/2"	26.2	36.5
C269PPSDOT-8B	1/2"	1/4"	28.8	31.5
C269PPSDOT-8C	1/2"	3/8"	28.8	33.5
C269PPSDOT-8D	1/2"	1/2"	28.8	37.5
C269PPSDOT-8E	1/2"	3/4"	29.0	40.7
C269PPSDOT-10C	5/8"	3/8"	33.4	37.8
C269PPSDOT-10D	5/8"	1/2"	33.4	40.8
C269PPSDOT-10E	5/8"	3/4"	33.4	44.1
C269PPSDOT-12D	3/4"	1/2"	44.1	45.5
C269PPSDOT-12E	3/4"	3/4"	44.1	48.7



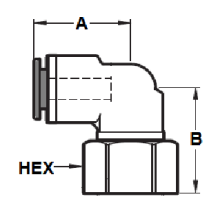
C2688PPDOT PLUG IN

PART NUMBER	Tube O.D.	Cavity	A
C2688PPDOT-4B	1/4"	1/4" SAE	17.9
C2688PPDOT-4D	1/4"	1/2" SAE	17.8
C2688PPDOT-6B	3/8"	1/4" SAE	29.0
C2688PPDOT-6C	3/8"	3/8" SAE	21.5
C2688PPDOT-6D	3/8"	1/2" SAE	21.2
C2688PPDOT-8C	1/2"	3/8" SAE	31.9
C2688PPDOT-8D	1/2"	1/2" SAE	22.4
C2688PPDOT-10D	5/8"	1/2" SAE	35.0



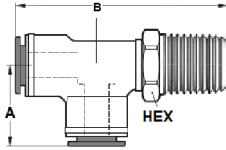
270PPSDOT 90° FEMALE SWIVEL ELBOW

PART NUMBER	Tube O.D.	MPT	A	B
C270PPSDOT-2.5A	5/32"	1/8"	20.6	22.0
C270PPSDOT-2.5B	5/32"	1/4"	20.6	25.5
C270PPSDOT-4A	1/4"	1/8"	20.6	22.0
C270PPSDOT-4B	1/4"	1/4"	20.6	25.5
C270PPSDOT-4C	1/4"	3/8"	20.6	26.0
C270PPSDOT-6A	3/8"	1/2"	26.2	18.8
C270PPSDOT-6B	3/8"	1/4"	26.2	27.7
C270PPSDOT-6C	3/8"	3/8"	26.2	28.2
C270PPSDOT-6D	3/8"	1/2"	26.2	32.2
C270PPSDOT-8B	1/2"	1/4"	28.8	29.6
C270PPSDOT-8C	1/2"	3/8"	28.8	30.1
C270PPSDOT-8D	1/2"	1/2"	28.8	34.1
C270PPSDOT-10D	5/8"	1/2"	33.5	37.5



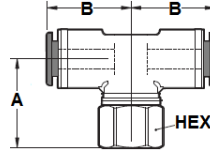
C271PPSDOT MALE SWIVEL RUN TEE

PART NUMBER	Tube O.D.	MPT	A	B	HEX
C271PPSDOT-2.5X	5/32"	1/16"	20.6	44	14.29
C271PPSDOT-2.5A	5/32"	1/8"	20.6	44	14.29
C271PPSDOT-2.5B	5/32"	1/4"	20.6	48	14.29
C271PPSDOT-464	1/4"x3/8"	3/8"	26.2	55.8	19.00
C271PPSDOT-4A	1/4"	1/8"	20.6	44	14.29
C271PPSDOT-4B	1/4"	1/4"	20.6	48	14.29
C271PPSDOT-4C	1/4"	3/8"	20.6	50	17.46
C271PPSDOT-644	3/8"	1/4"	25.7	55.3	19.00
C271PPSDOT-646	3/8"x1/4"	3/8"	25.7	57.7	19.00
C271PPSDOT-6B	3/8"	1/4"	26.2	55.8	19.00
C271PPSDOT-6C	3/8"	3/8"	26.2	57.8	19.00
C271PPSDOT-6D	3/8"	1/2"	26.2	61.8	22.23
C271PPSDOT-866	1/2"x3/8"	3/8"	27.1	58.7	23.80
C271PPSDOT-868	1/2"x3/8"	1/2"	27.1	49.1	22.23
C271PPSDOT-848	1/2"x1/4"	1/2"	26.6	62.2	23.80
C271PPSDOT-8B	1/2"	1/4"	28.8	60.3	19.00
C271PPSDOT-8C	1/2"	3/8"	28.8	62.3	19.00
C271PPSDOT-8D	1/2"	1/2"	28.8	66.3	22.23
C271PPSDOT-10D	5/8"	1/2"	33.5	74.5	23.80



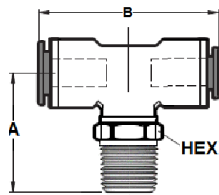
C277PPSDOT FEMALE SWIVEL BRANCH TEE

PART NUMBER	Tube O.D.	FPT	A	B	HEX
C277PPSDOT-4A	1/4"	1/8"	22.0	20.6	14.29
C277PPSDOT-4B	1/4"	1/4"	25.5	20.6	17.46
C277PPSDOT-6A	3/8"	1/8"	19.0	26.0	17.46
C277PPSDOT-6B	3/8"	1/4"	27.7	26.2	17.46
C277PPSDOT-8C	1/2"	3/8"	30.1	28.8	22.23
C277PPSDOT-10B	5/8"	1/4"	25.8	33.4	23.80



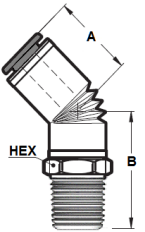
C272PPSDOT MALE SWIVEL RUN TEE

PART NUMBER	Tube O.D.	MPT	A	B	HEX
C272PPSDOT-2.5X	5/32"	1/16"	23.4	41.2	14.29
C272PPSDOT-2.5A	5/32"	1/8"	23.4	41.2	14.29
C272PPSDOT-2.5B	5/32"	1/4"	27.4	41.2	14.29
C272PPSDOT-4A	1/4"	1/8"	23.4	41.2	14.29
C272PPSDOT-4B	1/4"	1/4"	27.4	41.2	14.29
C272PPSDOT-4C	1/4"	3/8"	29.4	41.2	17.46
C272PPSDOT-6A	3/8"	1/8"	26.6	52.4	19.00
C272PPSDOT-6B	3/8"	1/4"	29.6	52.4	19.00
C272PPSDOT-6C	3/8"	3/8"	31.6	54.4	19.00
C272PPSDOT-6D	3/8"	1/2"	35.6	52.4	22.23
C272PPSDOT-8B	1/2"	1/4"	31.5	57.6	19.00
C272PPSDOT-8C	1/2"	3/8"	33.5	57.6	19.00
C272PPSDOT-8D	1/2"	1/2"	37.5	57.6	22.23
C272PPSDOT-10C	5/8"	3/8"	37.8	66.8	23.80
C272PPSDOT-10D	5/8"	1/2"	40.8	66.8	23.80



C279PPSDOT 45° MALE ELBOW

PART NUMBER	Tube O.D.	MPT	A	B	HEX
C279PPSDOT-2.5A	5/32"	1/8"	19.0	20.3	14.29
C279PPSDOT-4A	1/4"	1/8"	19.0	20.3	14.29
C279PPSDOT-4B	1/4"	1/4"	19.0	24.3	14.29
C279PPSDOT-4C	1/4"	3/8"	19.0	26.3	17.46
C279PPSDOT-6A	3/8"	1/8"	26.2	26.6	19.00
C279PPSDOT-6B	3/8"	1/4"	26.2	29.6	19.00
C279PPSDOT-6C	3/8"	3/8"	26.2	31.6	19.00
C279PPSDOT-6D	3/8"	1/2"	26.2	35.6	22.23
C279PPSDOT-8A	1/2"	1/8"	28.8	29.5	23.80
C279PPSDOT-8B	1/2"	1/4"	28.8	32.5	23.80
C279PPSDOT-8C	1/2"	3/8"	28.8	33.5	23.80
C279PPSDOT-8D	1/2"	1/2"	28.8	37.5	23.80
C279PPSDOT-10C	5/8"	3/8"	29.6	32.0	23.80
C279PPSDOT-10D	5/8"	1/2"	29.6	35.0	23.80
C279PPSDOT-12D	3/4"	1/2"	39.1	41.9	28.57



C286PPDOT FEMALE BULKHEAD

PART NUMBER	Tube O.D.	FPT	UNF	A
C286PPDOT-5B	5/32"	1/4"	1/2-20	31.0
C286PPDOT-4A	1/4"	1/8"	9/16-18	27.5
C286PPDOT-4B	1/4"	1/4"	9/16-18	32.4
C286PPDOT-6B	3/8"	1/4"	7/8-14	34.5
C286PPDOT-6C	3/8"	3/8"	7/8-14	36.9
C286PPDOT-8C	1/2"	3/8"	1-12	37.1
C286PPDOT-8D	1/2"	1/2"	1-12	41.2

