







## BRASS HOSE BARB FITTINGS

<b>CONSTRUCTION</b>	<ul style="list-style-type: none"> <li>• CA360, CA345, CA3604, CA377 Brass</li> </ul> 
<b>APPLICATIONS</b>	<ul style="list-style-type: none"> <li>• Use with thermoplastic or rubber hose and tubing. For use with a hose clamp or crimped type fitting.</li> </ul> 
<b>RANGES</b>	<ul style="list-style-type: none"> <li>• Temperature Range: -40° to +160° F. </li> <li>• Pressure Range: Up to 150 PSI </li> </ul>



### Pipe Thread Assembly:

#### Straight Fittings:

1. Hand Tighten
2. 1/8" to 1/2": Wrench Tight 2 Full 360° Turns  
1/2" & Above: 1 1/2" Full Turns

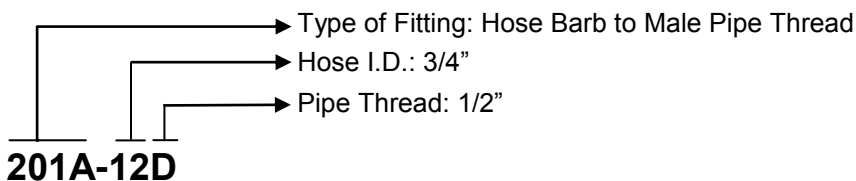
#### Shaped Fittings:

1. Hand Tighten
2. Wrench Tight 1" to 1 1/2" Full 360° Turns

*\*For NPTF Pipe Threads with Pre-Applied Sealant*

### ORDERING INFORMATION

- Parts that include "PBF" are supplied as low lead compliant fittings.
- Part numbers without the "PBF" distinction are NOT lead free compliant.
- Nomenclature Example:



### NOTES

- Non-stock items and special parts are available on a quotation basis.
- Configurations and dimensions are subject to change without notice.

### TYPES OF BARBS

#### Multi-Barb



#### Beaded Hose Barb

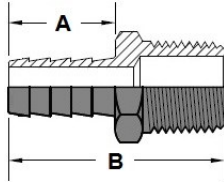


Beaded Barbs are popular amongst 1/2" Hose Sizes and above.

<p><b>201A</b> Hose Barb to MPT</p> 	<p><b>201A-SV</b> Hose Barb to MPT Swivel</p> 	<p><b>201AB</b> Beaded Hose Barb to MPT</p> 	<p><b>201BF</b> Hose to Male Flare</p> 
<p><b>209A</b> Hose Barb to FPT</p> 	<p><b>209A-SV</b> Hose Barb to FPT Swivel</p> 	<p><b>209AS</b> Hose Barb to Swivel Ball End</p> 	<p><b>122AS</b> Swivel Ball Adapter</p> 
<p><b>209ASF</b> Hose Barb to FM Flare Swivel</p> 	<p><b>HE1</b> 90° Elbow, Hose to MPT</p> 	<p><b>HE1-BK</b> 90° Elbow, Hose to MPT</p> 	<p><b>HE1-FM</b> 90° Elbow, Hose to FPT</p> 
<p><b>269HB</b> 90° Elbow, Beaded Barb to MPT</p> 	<p><b>HE1-45</b> 45° Elbow, Hose to MPT</p> 	<p><b>HM</b> Hose Mender</p> 	<p><b>HM-90</b> 90° Elbow, Hose to Hose</p> 
<p><b>HBT2</b> Hose Barb Tee</p> 	<p><b>122RWA/122LWA</b> Welding Adapter to Hand Thread</p> 	<p><b>209RWA/LWA</b> Welding Adapter, Hose x 9/16-18</p> 	<p><b>BF</b> Hose Crimp On Ferrule</p> 

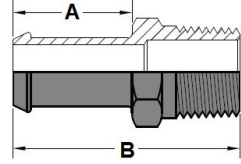
## 201A HOSE BARB TO MPT

PART NUMBER	HOSE ID	PIPE THREAD	A	B	HEX
201A-3A	3/16"	1/8"-27	.69	1.25	1/2"
201A-3B	3/16"	1/4"-18	.69	1.48	9/16"
201A-4A	1/4"	1/8"-27	.97	1.53	1/2"
201A-4B	1/4"	1/4"-18	.97	1.76	9/16"
201A-4C	1/4"	3/8"-18	.97	1.76	11/16"
201A-5A	5/16"	1/8"-27	.97	1.53	1/2"
201A-5B	5/16"	1/4"-18	.97	1.76	9/16"
201A-5C	5/16"	3/8"-18	.97	1.76	11/16"
201A-6A	3/8"	1/8"-27	.97	1.53	1/2"
201A-6B	3/8"	1/4"-18	.97	1.76	9/16"
201A-6C	3/8"	3/8"-18	.97	1.76	11/16"
201A-6D	3/8"	1/2"-14	.97	1.97	7/8"
201A-8B	1/2"	1/4"-18	.97	1.76	9/16"
201A-8C	1/2"	3/8"-18	.97	1.76	11/16"
201A-8D	1/2"	1/2"-14	.97	1.97	7/8"
201A-8E	1/2"	3/4"-14	.97	1.97	1 1/16"
201A-10C	5/8"	3/8"-18	.97	1.76	11/16"
201A-10D	5/8"	1/2"-14	.97	1.97	7/8"
201A-10E	5/8"	3/4"-14	.97	1.97	1 1/16"
201A-12D	3/4"	1/2"-14	.97	1.97	7/8"
201A-12E	3/4"	3/4"-14	.97	1.97	1 1/16"
201A-12F	3/4"	1"-11 1/2	1.19	2.53	1 3/8"
201A-16E	1"	3/4"-14	1.19	2.19	1 1/16"
201A-16F	1"	1"-11 1/2	1.19	2.53	1 3/8"
201A-20E	1 1/4"	3/4"-14	1.19	2.28	1 3/8"
201A-20F	1 1/4"	1"-11 1/2	1.19	2.53	1 3/8"



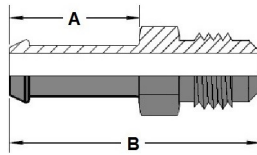
## 201AB BEADED HOSE BARB TO MPT

PART NUMBER	HOSE ID	PIPE THREAD	A	B	HEX
201AB-4A	1/4"	1/8"-27	.62	1.18	1/2"
201AB-4B	1/4"	1/4"-18	.62	1.41	9/16"
201AB-5A	5/16"	1/8"-27	.62	1.18	1/2"
201AB-5B	5/16"	1/4"-18	.62	1.41	9/16"
201AB-6A	3/8"	1/8"-27	.87	1.43	1/2"
201AB-6B	3/8"	1/4"-18	.87	1.67	9/16"
201AB-6C	3/8"	3/8"-18	.87	1.67	11/16"
201AB-8C	1/2"	3/8"-18	.87	1.67	11/16"
201AB-8D	1/2"	1/2"-14	.87	1.88	7/8"
201AB-10D	5/8"	1/2"-14	.87	1.88	7/8"
201AB-10E	5/8"	3/4"-14	.87	1.88	1 1/16"
201AB-12D	3/4"	1/2"-14	.87	1.88	7/8"
201AB-12E	3/4"	3/4"-14	.87	1.88	1 1/16"



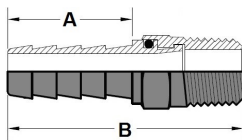
## 201BF HOSE BARB TO MALE FLARE

PART NUMBER	HOSE ID	MALE FLARE	A	B	HEX
201BF-33	3/16"	3/16"	1.50	.75	7/16"
201BF-44	1/4"	1/4"	1.75	.75	1/2"
201BF-45	1/4"	5/16"	1.75	.75	1/2"
201BF-46	1/4"	3/8"	1.84	.87	5/8"
201BF-55	5/16"	5/16"	1.84	.87	5/8"
201BF-66	3/8"	3/8"	1.84	.87	5/8"
201BF-68	3/8"	1/2"	1.97	.97	3/4"
201BF-88	1/2"	1/2"	1.95	.92	7/8"



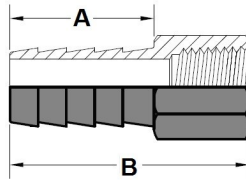
## 201A-SV HOSE BARB TO MPT SWIVEL

PART NUMBER	HOSE ID	PIPE THREAD	A	B	HEX
201A-3A-SV	3/16"	1/8"-27	.69	1.48	1/2"
201A-4A-SV	1/4"	1/8"-27	.97	1.76	1/2"
201A-4B-SV	1/4"	1/4"-18	.97	1.80	9/16"
201A-5B-SV	5/16"	1/4"-18	.97	1.80	9/16"
201A-6B-SV	3/8"	1/4"-18	.97	1.80	9/16"
201A-6C-SV	3/8"	3/8"-18	.97	1.80	3/4"
201A-6D-SV	3/8"	1/2"-14	.97	2.00	7/8"
201A-8C-SV	1/2"	3/8"-18	.97	1.80	3/4"
201A-8D-SV	1/2"	1/2"-14	.97	2.00	7/8"
201A-12E-SV	3/4"	3/4"-14	.97	2.15	1 1/8"



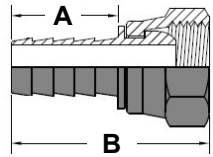
## 209A HOSE BARB TO FPT

PART NUMBER	HOSE ID	PIPE THREAD	A	B	HEX
209A-4A	1/4"	1/8"-27	.97	1.45	1/2"
209A-4B	1/4"	1/4"-18	.97	1.61	5/8"
209A-4C	1/4"	3/8"-18	.97	1.63	3/4"
209A-5A	5/16"	1/8"-27	.97	1.45	1/2"
209A-5B	5/16"	1/4"-18	.97	1.61	5/8"
209A-5C	5/16"	3/8"-18	.97	1.63	3/4"
209A-6A	3/8"	1/8"-27	.97	1.45	1/2"
209A-6B	3/8"	1/4"-18	.97	1.61	5/8"
209A-6C	3/8"	3/8"-18	.97	1.63	3/4"
209A-6D	3/8"	1/2"-14	.97	1.77	15/16"
209A-8B	1/2"	1/4"-18	.97	1.61	5/8"
209A-8C	1/2"	3/8"-18	.97	1.63	3/4"
209A-8D	1/2"	1/2"-14	.97	1.77	15/16"
209A-10C	5/8"	3/8"-18	.97	1.63	3/4"
209A-10D	5/8"	1/2"-14	.97	1.77	15/16"
209A-12D	3/4"	1/2"-14	.97	1.77	15/16"
209A-12E	3/4"	3/4"-14	.97	1.77	1 1/8"
209A-16E	1"	3/4"-14	.97	1.77	1 1/8"




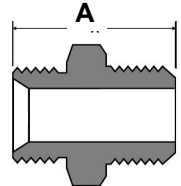
## 209AS HOSE BARB TO SWIVEL BALL END

PART NUMBER	HOSE ID	PIPE THREAD	A	B	HEX
209AS-4B	1/4"	1/4"-18	.97	1.56	5/8"
209AS-5B	5/16"	1/4"-18	.97	1.56	5/8"
209AS-6B	3/8"	1/4"-18	.97	1.56	5/8"
209AS-6C	3/8"	3/8"-18	.97	1.62	9/16"
209AS-8C	1/2"	3/8"-18	.97	1.62	3/4"
209AS-8D	1/2"	1/2"-18	.97	1.73	15/16"
209AS-12E	3/4"	3/4"-14	.97	1.73	1 1/8"



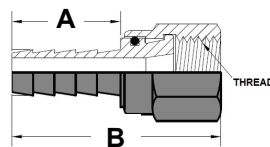
## 122AS SWIVEL BALL ADAPTER

PART NUMBER	MALE N.P.S.M.	PIPE THREAD	A	HEX
122AS-4A	1/4"	1/8"-27	.91	9/16"
122AS-4B	1/4"	1/4"-18	1.02	9/16"
122AS-6B	3/8"	1/4"-18	1.02	11/16"
122AS-6C	3/8"	3/8"-18	1.09	11/16"
122AS-8C	1/2"	3/8"-18	1.19	27/32"
122AS-8D	1/2"	1/2"-14	1.39	27/32"



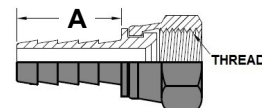
## 209A-SV HOSE BARB TO FPT SWIVEL

PART NUMBER	HOSE ID	PIPE THREAD	A	B	HEX
209A-3A-SV	3/16"	1/8"-27	.69	1.45	1/2"
209A-4A-SV	1/4"	1/8"-27	.97	1.73	1/2"
209A-4B-SV	1/4"	1/4"-18	.97	1.80	5/8"
209A-5B-SV	5/16"	1/4"-18	.97	1.80	5/8"
209A-6B-SV	3/8"	1/4"-18	.97	1.80	5/8"
209A-6C-SV	3/8"	3/8"-18	.97	1.82	3/4"
209A-6D-SV	3/8"	1/2"-14	.97	1.86	15/16"
209A-8C-SV	1/2"	3/8"-18	.97	1.82	3/4"
209A-8D-SV	1/2"	1/2"-14	.97	1.86	15/16"



## 209ASF HOSE BARB TO FEMALE FLARE SWIVEL

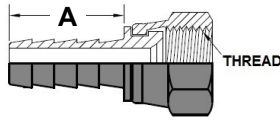
PART NUMBER	HOSE ID	THREAD	A	HEX
209ASF-44	1/4"	7/16"-20	.97	9/16"
209ASF-45	1/4"	1/2"-20	.97	5/8"
209ASF-55	5/16"	1/2"-20	.97	5/8"
209ASF-68	3/8"	3/4"-16	.97	7/8"
209ASF-88	1/2"	3/4"-16	.97	7/8"
209ASF-810	1/2"	7/8"-14	.97	1"
209ASF-1010	5/8"	7/8"-14	.97	1"
209ASF-1210	3/4"	7/8"-14	.97	1"



\*Female Flare is a dual angle seat, accepting both 37°/45°

## 209ASF-45° HOSE BARB TO FEMALE FLARE SWIVEL

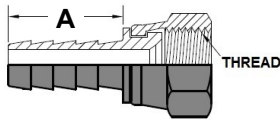
PART NUMBER	HOSE ID	THREAD	A	HEX
209ASF-46-45°	1/4"	5/8"-18	.97	3/4"
209ASF-56-45°	5/16"	5/8"-18	.97	3/4"
209ASF-66-45°	3/8"	5/8"-18	.97	3/4"
209ASF-1212-45°	3/4"	1 1/16"-14	.97	1 1/4"



\*Flare accepts 45° mating part only

## 209ASF-37° HOSE BARB TO FEMALE FLARE SWIVEL

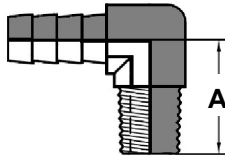
PART NUMBER	HOSE ID	THREAD	A	HEX
209ASF-46-37°	1/4"	9/16"-18	.97	11/16"
209ASF-56-37°	5/16"	9/16"-18	.97	11/16"
209ASF-66-37°	3/8"	9/16"-18	.97	11/16"
209ASF-1212-37°	3/4"	1 1/16"-12	.97	1 1/4"



\*Flare accepts 37° mating part only

## HE1 90° Elbow, Hose to MPT

PART NUMBER	HOSE ID	PIPE THREAD	A
HE1-4A	1/4"	1/8"-27	1.00
HE1-4B	1/4"	1/4"-18	1.00
HE1-4C	1/4"	3/8"-18	1.08
HE1-5A	5/16"	1/8"-27	1.01
HE1-5B	5/16"	1/4"-18	1.01
HE1-5C	5/16"	3/8"-18	1.09
HE1-6A	3/8"	1/8"-27	1.01
HE1-6B	3/8"	1/4"-18	1.04
HE1-6C	3/8"	3/8"-18	1.08
HE1-6D	3/8"	1/2"-14	1.12
HE1-8B	1/2"	1/4"-18	1.08
HE1-8C	1/2"	3/8"-18	1.08
HE1-8D	1/2"	1/2"-14	1.16
HE1-10C	5/8"	3/8"-18	1.13
HE1-10D	5/8"	1/2"-14	1.21



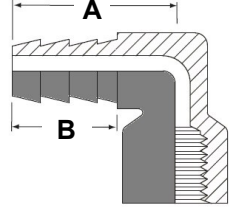
\*Forged Style



\*Barstock Style

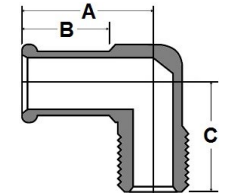
## HE1-FM 90° Elbow, Hose to FPT

PART NUMBER	HOSE ID	PIPE THREAD	A	B
HE1-4A-FM	1/4"	1/8"-27	1.05	.79
HE1-4B-FM	1/4"	1/4"-18	1.14	.79
HE1-6B-FM	5/16"	1/8"-27	1.14	.79
HE1-6C-FM	5/16"	1/4"-18	1.22	.79
HE1-8B-FM	3/8"	1/8"-27	1.17	.87
HE1-8C-FM	3/8"	1/4"-18	1.24	.89
HE1-8D-FM	3/8"	3/8"-18	1.29	.79
HE1-12E-FM	1/2"	3/8"-18	1.52	.97



## 269HB 90° ELBOW, BEADED BARB TO MPT

PART NUMBER	HOSE ID	PIPE THREAD	A	B	C
269HB-66	3/8"	3/8"-18	1.19	.78	.88
269HB-84	1/2"	1/4"-18	1.16	.78	.99
269HB-86	1/2"	3/8"-18	1.16	.78	1.08
269HB-8-8	1/2"	1/2"-14	1.28	.78	1.25
269HB-104	5/8"	1/4"-18	1.13	.78	.99
269HB-106	5/8"	3/8"-18	1.16	.78	.99
269HB-108	5/8"	1/2"-14	1.28	.78	1.25
269HB-128	3/4"	1/2"-14	1.28	.78	1.25
269HB-1212	3/4"	3/4"-14	1.33	.78	1.27



## HE1-45 45° ELBOW, HOSE TO MPT

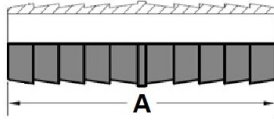
PART NUMBER	HOSE ID	PIPE THREAD
HE1-45-4A	1/4"	1/8"-27
HE1-45-5A	5/16"	1/8"-27
HE1-45-5B	5/16"	1/4"-18
HE1-45-6A	3/8"	1/8"-27
HE1-45-6B	3/8"	1/4"-18
HE1-45-6C	3/8"	3/8"-18
HE1-45-8B	1/2"	1/4"-18
HE1-45-8C	1/2"	3/8"-18
HE1-45-10C	5/8"	3/8"-18





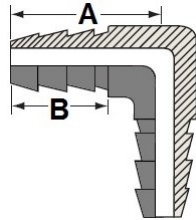
## HM HOSE MENDER

PART NUMBER	HOSE ID	A
HM-2	1/8"	1.09
HM-3	3/16"	1.65
HM-4	1/4"	2.00
HM-5	5/16"	2.00
HM-6	3/8"	2.00
HM-8	1/2"	2.00
HM-10	5/8"	2.00
HM-12	3/4"	2.00
HM-16	1"	2.00



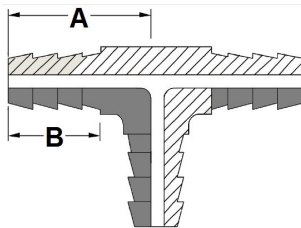
## HM-90 90° HOSE MENDER

PART NUMBER	HOSE ID	A	B
HM-90-2	1/8"	.73	.46
HM-90-3	3/16"	1.05	.79
HM-90-4	1/4"	1.05	.79
HM-90-5	5/16"	1.15	.79
HM-90-6	3/8"	1.15	.79
HM-90-8	1/2"	1.25	.87
HM-90-10	5/8"	1.30	.87
HM-90-12	3/4"	1.41	.89




## HBT2 HOSE BARB TEE

PART NUMBER	HOSE ID	A	B
HBT2-2	1/8"	.71	.46
HBT2-3	3/16"	.94	.71
HBT2-4	1/4"	.94	.71
HBT2-5	5/16"	1.18	.79
HBT2-6	3/8"	1.26	.86
HBT2-8	1/2"	1.26	.86
HBT2-10	5/8"	1.33	.90
HBT2-12	3/4"	1.41	.90



## 122RWA WELDING ADAPTER 9/16-18 RH

PART NUMBER	PIPE	THREAD
122RWA-B	1/4"	9/16-18 RH
122RWA-C	3/8"	9/16-18 RH



## 209RWA WELDING ADAPTER HOSE TO 9/16-18 RH

PART NUMBER	HOSE I.D.	THREAD	HEX
209RWA-3	3/16"	9/16-18 RH	11/16"
209RWA-4	1/4"	9/16-18 RH	11/16"
209RWA-5	5/16"	9/16-18 RH	11/16"
209RWA-6	3/8"	9/16-18 RH	11/16"



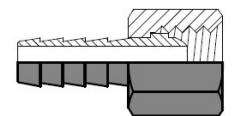
## 122LWA WELDING ADAPTER 9/16-18 LH

PART NUMBER	PIPE	THREAD
122LWA-B	1/4"	9/16-18 LH
122LWA-C	3/8"	9/16-18 LH



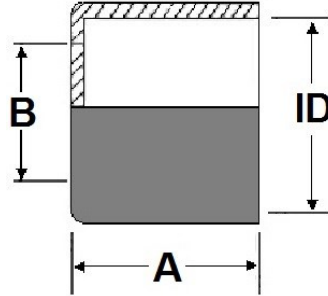
## 209LWA WELDING ADAPTER HOSE TO 9/16-18 LH

PART NUMBER	HOSE I.D.	THREAD	HEX
209RWA-3	3/16"	9/16-18 LH	11/16"
209RWA-4	1/4"	9/16-18 LH	11/16"
209RWA-5	5/16"	9/16-18 LH	11/16"
209RWA-6	3/8"	9/16-18 LH	11/16"







## BF CRIMP ON FERRULE

PART NUMBER	Cross Ref.	I.D.	LENGTH (A)	HOLE (B)	THICKNESS
BF-.330-.490-.250	6231	.330	.490	.250	.020
BF-.358-.500-.265	833	.358	.500	.265	.020
BF-.380-.500-.265	622	.380	.500	.265	.020
BF-.400-.470-.270	619	.400	.470	.270	.020
BF-.410-.500-.265	620	.410	.500	.265	.020
BF-.450-.562-.343	769	.450	.562	.343	.020
BF-.478-.687-.328	4750	.478	.687	.328	.025
BF-.500-1.00-.343	7322	.500	1.00	.343	.025
BF-.500-.500-.343	624	.500	.500	.343	.020
BF-.525-1.00-.375	7323	.525	1.00	.375	.025
BF-.525-1.00-.437	9974	.525	1.00	.437	.025
BF-.525-.470-.360	625	.525	.470	.360	.020
BF-.531-1.00-.375	7324	.531	1.00	.375	.025
BF-.560-1.00-.437	7325	.560	1.00	.437	.025
BF-.560-.750-.375	3588	.560	.750	.375	.020
BF-.575-.484-.468	KK	.575	.484	.468	.020
BF-.593-1.00-.437	7326	.593	1.00	.437	.025
BF-.600-.500-.500	JJ	.600	.500	.500	.020
BF-.625-.500-.500	II	.625	.500	.500	.020
BF-.625-1.00-.437	7327	.625	1.00	.437	.025
BF-.650-.500-.500	HH	.650	.500	.500	.020
BF-.656-1.00-.437	7328	.656	1.00	.437	.025
BF-.675-.515-.500	GG	.675	.515	.500	.020
BF-.690-1.00-.500	7329	.690	1.00	.500	.025
BF-.718-1.00-.625	7330A	.718	1.00	.625	.025
BF-.725-.530-.500	EE	.725	.530	.500	.020
BF-.750-.531-.500	DD	.750	.531	.500	.020
BF-.750-1.00-.625	7331	.750	1.00	.625	.025
BF-.775-.531-.500	CC	.775	.531	.500	.020
BF-.781-1.00-.625	7332	.781	1.00	.625	.025
BF-.812-1.00-.625	7333	.812	1.00	.625	.025
BF-.875-.843-.687	7244A	.875	.843	.687	.025
BF-.937-.875-.750	7242	.937	.875	.750	.025
BF-.975-.843-.687	5028A	.975	.843	.687	.025
BF-1.025-.843-.687	7114A	1.025	.843	.687	.025
BF-1.150-.843-.875	7104A	1.150	.843	.875	.025
BF-1.175-.875-.875	7088A	1.175	.875	.875	.025
BF-1.500-.875-1.125	1500	1.500	.875	1.125	.025





## BRASS PUSH-LOK HOSE BARBS

<b>CONSTRUCTION</b>	<ul style="list-style-type: none"> <li>• CA360, CA345, CA3604, CA377 Brass</li> </ul> 
<b>APPLICATIONS</b>	<ul style="list-style-type: none"> <li>• Use with thermoplastic or rubber push-lock hose. No use of hose clamp or crimped type fitting required.</li> </ul> 
<b>RANGES</b>	<ul style="list-style-type: none"> <li>• Temperature Range: -30° to +180° F.</li> </ul>  

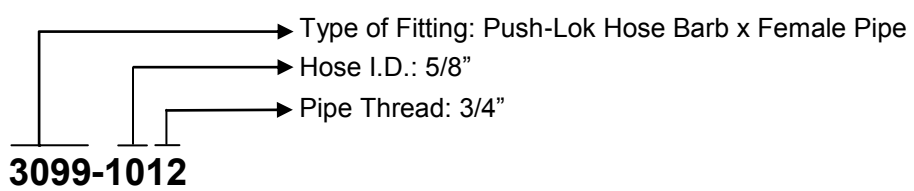
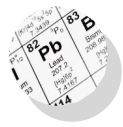


### PUSH-LOK FITTING ASSEMBLY

1. Make a clean square cut on your hose end.
2. Use lubricant on the end of the hose.
3. Move the fitting into the hose so only one barb is inserted into the hose. Make sure the fitting is lined up properly with the hose.
4. Push the fitting fully into the hose so that the end of the hose is covered by the yellow plastic cap. Make sure the fitting is fully inserted before use.

### ORDERING INFORMATION

- Parts that include "PBF" are supplied as low lead compliant fittings.
- Part numbers without the "PBF" distinction are NOT lead free compliant.
- Nomenclature Example:

















### NOTES

- Non-stock items and special parts are available on a quotation basis.
- Configurations and dimensions are subject to change without notice.



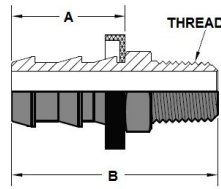




<p><b>301</b> Hose Barb to MPT</p> 	<p><b>301-SV</b> Hose Barb to MPT Swivel</p> 	<p><b>302</b> Hose Barb to 45° Male Flare</p> 	<p><b>303</b> Rigid Tube Shank</p> 
<p><b>304</b> Hose Splicer</p> 	<p><b>305</b> Hose Barb to Inverted Flare</p> 	<p><b>306</b> Hose Barb to Inverted Flare</p> 	<p><b>307</b> Hose to 45° Flare, Swivel</p> 
<p><b>308</b> Hose to 37° Flare, Swivel</p> 	<p><b>309</b> Hose to Dual Angle, 45°/37°</p> 	<p><b>3099</b> Hose Barb to Female Pipe</p> 	<p><b>3099-SV</b> Hose Barb to FPT Swivel</p> 
<p><b>310</b> Hose Barb to Male 37° Flare</p> 	<p><b>1000B</b> 90° Hose Barb to Male Pipe</p> 		
<p><b>BUY</b></p>	<p><b>FROM</b></p>	<p><b>THE</b></p>	<p><b>ROBO-MAN</b></p>

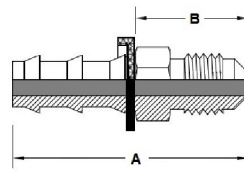
## 301 HOSE BARB TO MPT

PART NUMBER	HOSE ID	PIPE THREAD	A	B	HEX
301-42	3/16"	1/8"-27	.87	1.43	1/2"
301-44	3/16"	1/4"-18	.87	1.66	9/16"
301-46	1/4"	3/8"-18	.87	1.66	11/16"
301-52	1/4"	1/8"-27	.87	1.43	1/2"
301-54	1/4"	1/4"-18	.87	1.66	9/16"
301-62	5/16"	1/8"-27	.97	1.53	1/2"
301-64	5/16"	1/4"-18	.97	1.76	9/16"
301-66	5/16"	3/8"-18	.97	1.76	11/16"
301-68	3/8"	1/8"-27	.97	1.97	7/8"
301-84	3/8"	1/4"-18	.97	1.76	11/16"
301-86	3/8"	3/8"-18	.97	1.76	11/16"
301-88	3/8"	1/2"-14	.97	1.97	7/8"
301-812	1/2"	3/4"-14	.97	1.97	1 1/16"
301-108	1/2"	1/2"-14	1.45	2.45	7/8"
301-1012	1/2"	3/4"-14	1.45	2.45	1 1/16"
301-128	1/2"	1/2"-14	1.45	2.45	7/8"
301-1212	5/8"	3/4"-14	1.45	2.45	1 1/16"



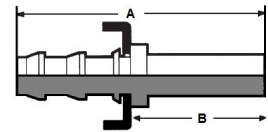
## 302 HOSE BARB TO 45° MALE FLARE

PART NUMBER	HOSE ID	FLARE THREAD	A	B	HEX
302-44	1/4"	1/4"	1.56	.75	7/16"
302-45	1/4"	5/16"	1.66	.84	1/2"
302-66	3/8"	3/8"	1.75	.94	5/8"
302-88	1/2"	1/2"	1.94	1.00	3/4"



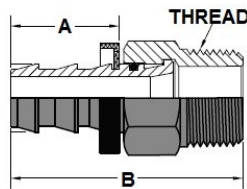
## 303 RIGID TUBE SHANK

PART NUMBER	HOSE ID	TUBE ID	A	B
303-43	1/4"	3/16"	1.94	1.12
303-44	1/4"	1/4"	2.00	1.19
303-45	1/4"	5/16"	2.03	1.22
303-66	3/8"	3/8"	2.16	1.34
303-88	1/2"	1/2"	2.44	1.48
303-1010	5/8"	5/8"	2.61	1.54



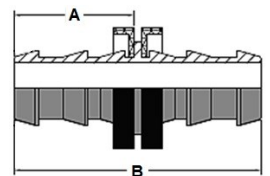
## 301-SV HOSE BARB TO MPT SWIVEL

PART NUMBER	HOSE ID	PIPE THREAD	A	B	HEX
301-44-SV	1/4"	1/4"-18	.87	1.71	9/16"
301-5B-SV	5/16"	1/4"-18	.87	1.71	9/16"
301-6B-SV	3/8"	1/4"-18	.97	2.00	9/16"
301-6C-SV	3/8"	3/8"-18	.97	2.00	11/16"
301-8C-SV	1/2"	3/8"-18	.97	2.00	11/16"
301-8D-SV	1/2"	1/2"-14	.97	2.00	7/8"



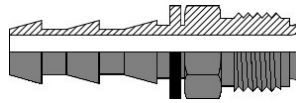
## 304 HOSE SPLICER

PART NUMBER	HOSE ID	A	B
304-44	1/4"	.87	1.80
304-55	5/16"	.87	1.80
304-66	3/8"	.97	2.00
304-88	1/2"	.97	2.00
304-1010	5/8"	1.45	3.03
304-1212	3/4"	1.45	3.03



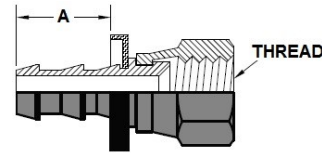
## 305 HOSE BARB TO INVERTED FLARE

PART NUMBER	HOSE ID	INV FLARE THREAD	HEX
305-43	3/16"	3/16"	3/8"
305-44	1/4"	1/4"	7/16"
305-45	1/4"	5/16"	1/2"
305-55	5/16"	5/16"	1/2"
305-66	3/8"	3/8"	5/8"
305-88	1/2"	1/2"	3/4"
305-1010	5/8"	5/8"	7/8"



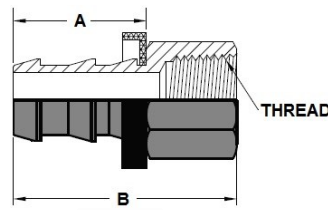
## 308 HOSE TO FEMALE 37° FLARE, SWIVEL

PART NUMBER	HOSE ID	FLARE THREAD	A	HEX
308-46	1/4"	9/16"-18	.87	1 1/16"
308-56	1/4"	9/16"-18	.87	1 1/16"
308-66	3/8"	3/8"	.97	1 1/16"
308-1212	3/4"	1-1/16"-12	1.45	1 1/4"



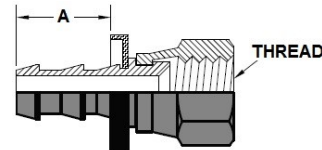
## 306 HOSE BARB TO INVERTED FEMALE FLARE

PART NUMBER	HOSE ID	INV FLARE THREAD	HEX
306-43	1/4"	3/16"	7/16"
306-44	1/4"	1/4"	1/2"
306-45	1/4"	5/16"	9/16"
306-66	3/8"	3/8"	3/4"
306-88	1/2"	1/2"	7/8"



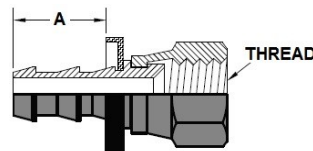
## 309 HOSE TO DUAL ANGLE, SWIVEL, 45°/37°

PART NUMBER	HOSE ID	FLARE THREAD	A	HEX
309-44	1/4"	7/16"-20	.87	9/16"
309-45	1/4"	1/2"-20	.87	5/8"
309-55	5/16"	1/2"-20	.87	5/8"
309-68	3/8"	3/4"-16	.97	7/8"
309-88	1/2"	3/4"-16	.97	7/8"
309-810	1/2"	7/8"-14	.97	1"
309-108	5/8"	3/4"-16	1.45	7/8"
309-1010	5/8"	7/8"-14	1.45	1"
309-1210	3/4"	7/8"-14	1.45	1"



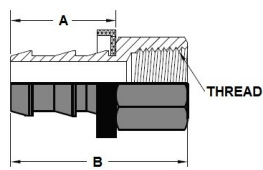
## 307 HOSE TO FEMALE 45° FLARE, SWIVEL

PART NUMBER	HOSE ID	FLARE THREAD	HEX	A
307-46	1/4"	5/8"-18"	3/4"	.87
307-56	5/16"	5/8"-18"	3/4"	.87
307-66	3/8"	5/8"-18"	3/4"	.97
307-1212	3/4"	1 1/16"-14	1 1/4"	1.45



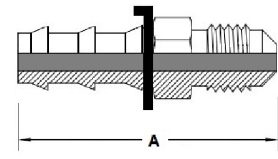
## 3099 HOSE TO FEMALE PIPE

PART NUMBER	HOSE ID	FPT	A	B	HEX
3099-42	1/4"	1/8"-27	.87	1.35	1/2"
3099-44	1/4"	1/4"-18	.87	1.51	5/8"
3099-46	1/4"	3/8"-18	.87	1.53	3/4"
3099-52	5/16"	1/8"-27	.87	1.35	1/2"
3099-54	5/16"	1/4"-18	.87	1.51	5/8"
3099-62	3/8"	1/8"-27	.97	1.45	1/2"
3099-64	3/8"	1/4"-18	.97	1.61	5/8"
3099-66	3/8"	3/8"-18	.97	1.63	3/4"
3099-68	3/8"	1/2"-14	.97	1.77	15/16"
3099-84	1/2"	1/4"-18	.97	1.61	5/8"
3099-86	1/2"	3/8"-18	.97	1.63	3/4"
3099-88	1/2"	1/2"-14	.97	1.77	15/16"
3099-812	1/2"	3/4"-14	.97	1.77	1 1/8"
3099-108	5/8"	1/2"-14	1.45	2.25	15/16"
3099-1012	5/8"	3/4"-14	1.45	2.25	1 1/8"
3099-128	3/4"	1/2"-14	1.45	2.25	15/16"
3099-1212	3/4"	3/4"-14	1.45	2.25	1 1/8"




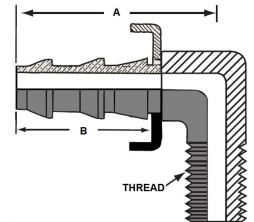
## 310 HOSE TO JIC MALE 37°

PART NUMBER	HOSE ID	37° Male Flare	A	HEX
310-44	1/4"	7/16"-20	1.57	1/2"
310-45	1/4"	1/2"-20	1.60	9/16"
310-66	3/8"	9/16"-18	1.60	9/16"
310-88	1/2"	3/4"-16	1.97	3/4"



## 1000B 90° HOSE BARB TO MPT

PART NUMBER	HOSE ID	MPT	A	B
10004B-C02	1/4"	1/8"-27	1.22	.82
10004B-C04	1/4"	1/4"-18	1.40	.82
10005B-C02	5/16"	1/8"-27	1.08	.87
10005B-C04	5/16"	1/4"-18	1.15	.87
10006B-C02	3/8"	1/8"-27	1.35	.92
10006B-C04	3/8"	1/4"-18	1.40	.92
10006B-C06	3/8"	3/8"-18	1.51	.92
10008B-C06	1/2"	3/8"-18	1.54	1.02
10008B-C08	1/2"	1/2"-14	1.61	1.02
10012B-C08	3/4"	1/2"-14	2.15	1.50
10012B-C12	3/4"	3/4"-14	2.23	1.50



## 3099-SV HOSE BARB TO FPT, SWIVEL

PART NUMBER	HOSE ID	PIPE THREAD	A	HEX
3099-44-SV	1/4"	1/4"-18	.87	5/8"
3099-54-SV	5/16"	1/4"-18	.87	5/8"
3099-64-SV	3/8"	1/4"-18	.97	5/8"
3099-86-SC	1/2"	3/8"-18	.97	3/4"
3099-88-SV	1/2"	1/2"-14	.97	15/16"

