



BRASS POLY-FIT FITTINGS

CONSTRUCTION

• CA360, CA3604, CA377 Brass



APPLICATIONS

• Specifically designed for re-use.

• Compatible Tubing:
Soft Metal, Polyethylene, Nylon



RANGES

• Temperature Range (Nylon Sleeve):

-40° F to 225° F

• Temperature Range (Brass Sleeve):

-40° F to 325° F

• Pressure Range:

Thermoplastic Tubing

Up To 150 PSI (From 0° to +150°F)

Soft Metal Tubing

Up To 300 PSI (From 0° to +175°F)



Poly-Fit Fitting Assembly:


1. Make sure the tubing is cut squarely with a tube cutter. After cutting, make sure the tube is clean and free of burrs.
2. Insert the tubing until it bottoms in the fitting.
3. Tighten the nut of the poly-fit fitting finger-tight. After, tighten the nut one wrench turn.
























NOTES

Poly-Fit Fittings are a preassembled compact compression fitting. Poly-Fit nuts rotate around the sleeve during tightening, preventing the twisting of the tubing.

For use in instrumentation, automation and signal circuits.

- Special configuration parts are available on a quotation basis.
- Configurations and dimensions subject to change without notice.



260PF Sleeve 	261PFN Nut Only 	261PF Nut & Nylon Sleeve 	261PFB Nut & Brass Sleeve 
262PF Union Tube 	262PFC Tube x Compression 	264PF Union Tee 	266PF Female Connector 
268PF Male Connector 	269PF 90° Male Elbow 	270PF 90° Female Elbow 	271PF Male Run Tee 
272PF Male Branch Tee 	277PF Female Branch Tee 	282PF Bulkhead Union 	282PFC Poly-Fit x Compression (Bulkhd) 
291PF Pipe Coupler Body 	292PF Bulkhead Coupler 	293PF Coupler Insert 	294PF Shut-Off Bulkhead Quick Coupler 
298PF Shut-Off Pipe Connector Quick Coupler 	311PF Needle Valve, Tube x MPT 	312PF Needle Valve, Tube x MPT 90° 	

BUY FROM...

THE ROBO MAN



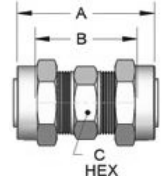
260PF NYLON SLEEVE

PART NUMBER	O.D. TUBE	A
260PF-4	1/4"	.32
260PF-5	5/16"	.35
260PF-6	3/8"	.36
260PF-8	1/2"	.41



262PF UNION TUBE

PART NUMBER	O.D. TUBE	A	B	C HEX
262PF-2	1/8"	1.16	.66	5/16"
262PF-4	1/4"	1.13	.69	3/8"
262PF-5	5/16"	1.16	.69	7/16"
262PF-6	3/8"	1.22	.72	1/2"
262PF-8	1/2"	1.34	.84	11/16"



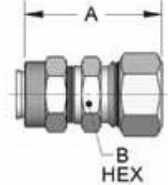
261PFN BRASS NUT ONLY

PART NUMBER	O.D. TUBE	A	B HEX
261PFN-2	1/8"	.38	3/8"
261PFN-4	1/4"	.34	7/16"
261PFN-5	5/16"	.34	1/2"
261PFN-6	3/8"	.38	9/16"
261PFN-8	1/2"	.42	13/16"



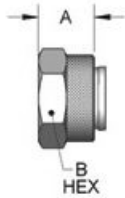
262PFC UNION, TUBE X COMPRESSION

PART NUMBER	O.D. TUBE	A	B HEX
262PFC-4	1/4"	1.25	7/16"
262PFC-6	3/8"	1.40	9/16"



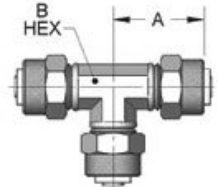
261PF NUT & NYLON SLEEVE

PART NUMBER	O.D. TUBE	A	B HEX
261PF-4	1/4"	.34	7/16"
261PF-5	5/16"	.34	1/2"
261PF-6	3/8"	.38	9/16"
261PF-8	1/2"	.42	13/16"



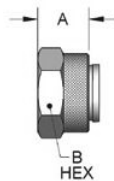
264PF UNION TEE, TUBE ALL ENDS

PART NUMBER	O.D. TUBE	A	B HEX
264PF-2	1/8"	.88	5/16"
264PF-4	1/4"	.84	3/8"
264PF-5	5/16"	.86	3/8"
264PF-6	3/8"	.90	7/16"
264PF-8	1/2"	1.06	5/8"



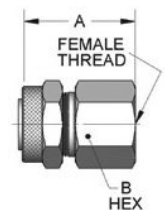
261PFB NUT & BRASS SLEEVE

PART NUMBER	O.D. TUBE	A	B HEX
261PFB-2	1/8"	.38	3/8"
261PFB-4	1/4"	.34	7/16"
261PFB-5	5/16"	.34	1/2"
261PFB-6	3/8"	.38	9/16"
261PFB-8	1/2"	.42	13/16"



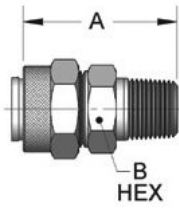
266PF FEMALE CONNECTOR

PART NUMBER	O.D. TUBE	FPT	A	B HEX
266PF-2A	1/8"	1/8"	1.03	9/16"
266PF-4A	1/4"	1/8"	.97	1/2"
266PF-4B	1/4"	1/4"	1.16	5/8"
266PF-5A	5/16"	1/8"	1.00	1/2"
266PF-6B	3/8"	1/4"	1.19	5/8"
266PF-8C	1/2"	3/8"	1.25	13/16"



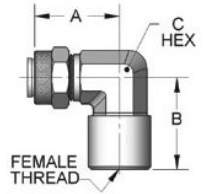
268PF MALE CONNECTOR

PART NUMBER	O.D. TUBE	MPT	A	B	HEX
268PF-2A	1/8"	1/8"	1.08	7/16"	
268PF-2X10/32	1/8"	10/32"	.84	3/8"	
268PF-4A	1/4"	1/8"	1.03	7/16"	
268PF-4X10/32	1/4"	10/32"	.97	3/8"	
268PF-4B	1/4"	1/4"	1.19	9/16"	
268PF-4C	1/4"	3/8"	1.25	11/16"	
268PF-5A	5/16"	1/8"	1.05	7/16"	
268PF-5B	5/16"	1/4"	1.23	9/16"	
268PF-6A	3/8"	1/8"	1.09	1/2"	
268PF-6B	3/8"	1/4"	1.28	9/16"	
268PF-6C	3/8"	3/8"	1.28	11/16"	
268PF-8C	1/2"	3/8"	1.34	11/16"	
268PF-8D	1/2"	1/2"	1.62	11/16"	



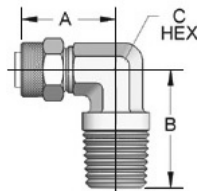
270PF 90° FEMALE ELBOW

PART NUMBER	O.D. TUBE	FPT	A	B	C	HEX
270PF-2A	1/8"	1/8"	.90	.75	3/8"	
270PF-4A	1/4"	1/8"	.89	.87	3/8"	
270PF-4B	1/4"	1/4"	.97	1.03	1/2"	
270PF-6B	3/8"	1/4"	.96	1.00	1/2"	
270PF-8C	1/2"	3/8"	1.14	1.06	5/8"	



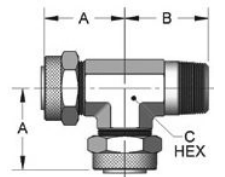
269PF 90° MALE ELBOW

PART NUMBER	O.D. TUBE	MPT	A	B	C	HEX
269PF-2A	1/8"	1/8"	.80	.69	5/16"	
269PF-4A	1/4"	1/8"	.83	.75	3/8"	
269PF-4B	1/4"	1/4"	.88	.96	3/8"	
269PF-4C	1/4"	3/8"	.95	.98	1/2"	
269PF-5A	5/16"	1/8"	.89	.75	3/8"	
269PF-6A	3/8"	1/8"	.87	.75	3/8"	
269PF-6B	3/8"	1/4"	.94	1.05	1/2"	
269PF-6C	3/8"	3/8"	.91	.98	1/2"	
269PF-8C	1/2"	3/8"	1.20	1.01	5/8"	
269PF-8D	1/2"	1/2"	1.20	1.20	5/8"	



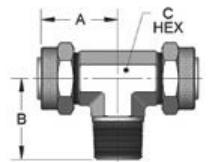
271PF MALE RUN TEE

PART NUMBER	O.D. TUBE	MPT	A	B	C	HEX
271PF-2A	1/8"	1/8"	.83	.66	5/16"	
271PF-4A	1/4"	1/8"	.90	.75	3/8"	
271PF-4B	1/4"	1/4"	.93	.94	7/16"	
271PF-5A	5/16"	1/8"	.90	.75	3/8"	
271PF-6B	3/8"	1/4"	.91	.95	7/16"	
271PF-8C	1/2"	3/8"	1.14	1.05	5/8"	



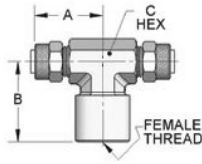
272PF MALE BRANCH TEE

PART NUMBER	O.D. TUBE	MPT	A	B	C	HEX
272PF-2A	1/8"	1/8"	.83	.70	5/16"	
272PF-4A	1/4"	1/8"	.90	.75	3/8"	
272PF-4B	1/4"	1/4"	.93	.90	7/16"	
272PF-6A	3/8"	1/8"	.86	.75	7/16"	
272PF-6B	3/8"	1/4"	.91	.90	7/16"	
272PF-8C	1/2"	3/8"	1.14	1.05	5/8"	



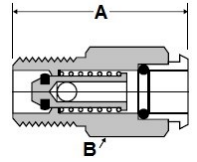
277PF FEMALE BRANCH TEE

PART NUMBER	O.D. TUBE	FPT	A	B	C HEX
277PF-4A	1/4"	1/8"	.77	.94	7/16"
277PF-4B	1/4"	1/4"	.94	.98	1/2"
277PF-4C	1/4"	3/8"	.89	1.13	5/8"



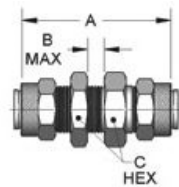
291PF MALE PIPE COUPLER

PART NUMBER	MPT	INSERT DIA	A	B HEX
291PF-4A	1/8"	1/4"	1.29	1/2"
291PF-4B	1/4"	1/4"	1.29	9/16"
291PF-6B	1/4"	3/8"	1.41	5/8"



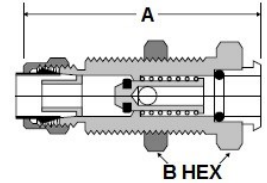
282PF BULKHEAD UNION

PART NUMBER	O.D. TUBE	A	B	C HEX
282PF-4	1/4"	1.79	.31	9/16"
282PF-5	5/16"	1.79	.31	5/8"
282PF-6	3/8"	1.79	.375	11/16"
282PF-8	1/2"	2.26	.375	7/8"



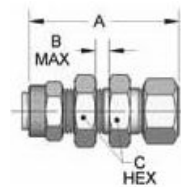
292PF BULKHEAD COUPLER

PART NUMBER	O.D. TUBE	INSERT DIA	A	B HEX
292PF-4-4	1/4"	1/4"	2.13	1/2"
292PF-6-6	3/8"	3/8"	2.01	11/16"



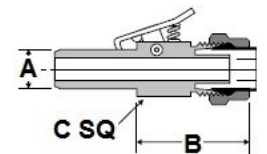
282PFC BULKHEAD, POLY-FIT X COMPRESSION

PART NUMBER	O.D. TUBE	A	B	C HEX
282PFC-4	1/4"	1.80	.375	9/16"
282PFC-6	3/8"	2.00	.375	11/16"



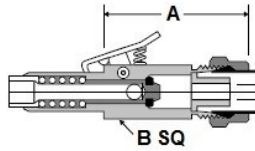
293PF THROUGH TYPE INSERT

PART NUMBER	O.D. TUBE	A DIA INSERT	B	C SQ
293PF-4-4	1/4"	1/4"	1.12	7/16"
293PF-6-6	3/8"	3/8"	1.34	1/2"



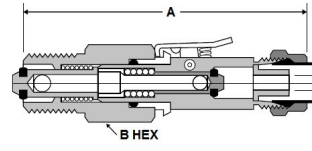
293PFD SHUT-OFF TYPE INSERT

PART NUMBER	O.D. TUBE	INSERT DIA	A	B SQ
293PFD-4-4	1/4"	1/4"	1.61	7/16"
293PFD-6-6	3/8"	3/8"	1.45	1/2"



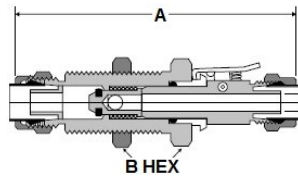
298PFD DOUBLE END SHUT-OFF TO MPT

PART NUMBER	O.D. TUBE	MPT	A	B HEX
298PFD-4A	1/8"	1/4"	2.93	1/2"
298PFD-4B	1/4"	1/4"	2.93	9/16"
298PFD-6B	3/8"	3/8"	2.88	5/8"



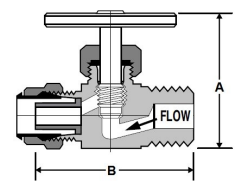
294PF SINGLE END SHUT-OFF BULKHEAD

PART NUMBER	O.D. TUBE	INSERT DIA	A	B HEX
394PF-4-4	1/4"	1/4"	3.28	9/16"
394PF-6-6	3/8"	3/8"	3.41	5/8"



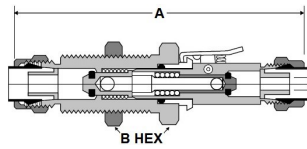
311PF NEEDLE VALVE

PART NUMBER	O.D. TUBE	MPT	A (OPEN)	B
311PF-4A	1/4"	1/8"	1.36	1.27
311PF-4B	1/4"	1/4"	1.38	1.36
311PF-6B	3/8"	1/4"	1.38	1.36



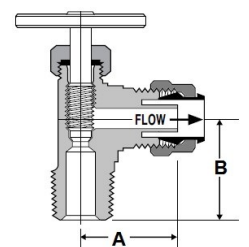
294PFD DOUBLE END SHUT-OFF BULKHEAD

PART NUMBER	O.D. TUBE	INSERT DIA	A	B HEX
394PFD-4-4	1/4"	1/4"	3.77	5/8"
394PFD-6-6	3/8"	3/8"	3.48	13/16"



312PF 90° NEEDLE VALVE

PART NUMBER	O.D. TUBE	MPT	A	B
312PF-4A	1/4"	1/8"	.63	.68
312PF-4B	1/4"	1/4"	.71	.86
312PF-6B	3/8"	1/4"	.74	.86



294PFD DOUBLE END SHUT-OFF BULKHEAD

PART NUMBER	O.D. TUBE	MPT	A	B HEX
298PF-4A	1/8"	1/4"	2.45	1/2"
298PF-4B	1/4"	1/4"	2.45	9/16"
298PF-6B	3/8"	3/8"	2.80	5/8"

