





BRASS HOSE BARB FITTINGS

CONSTRUCTION	<ul style="list-style-type: none"> • CA360/CA3604 Brass (Straights) • CA360/CA3604/CA377 Brass (Shapes) 
APPLICATIONS	<ul style="list-style-type: none"> • Use with thermoplastic or rubber hose and tubing. For use with a hose clamp or crimped type fitting. • Temperature Range: -40° to 160° F.
RANGES	<ul style="list-style-type: none"> • Pressure Range: Up to 150 PSI 



Pipe Thread Assembly:

Straight Fittings:

1. Hand Tighten
2. 1/8" to 1/2": Wrench Tight 2 Full 360° Turns
1/2" & Above: 1 1/2" Full Turns

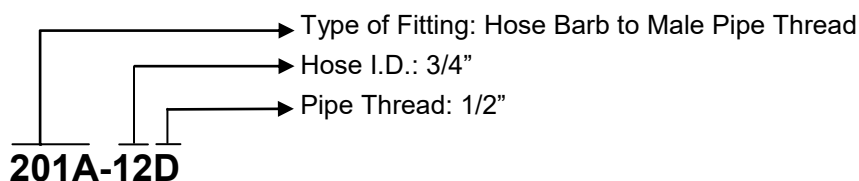
Shaped Fittings:

1. Hand Tighten
2. Wrench Tight 1" to 1 1/2" Full 360° Turns

**For NPTF Pipe Threads with Pre-Applied Sealant*

ORDERING INFORMATION

- Parts that include "PBF" are supplied as low lead compliant fittings.
- Part numbers without the "PBF" distinction are NOT lead free compliant.
- Nomenclature Example:



NOTES

- Non-stock items and special parts are available on a quotation basis.
- Configurations and dimensions are subject to change without notice.

TYPES OF BARBS

Multi-Barb



Beaded Hose Barb



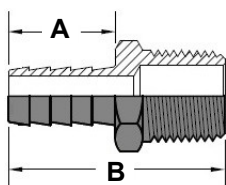
Beaded Barbs are popular with 1/2" Hose Sizes and above.

⚠ WARNING: Products offered by Robo-Fit, Inc. can expose you to chemicals such as lead, a chemical which is known to the State of California to cause cancer, birth defects, or other reproductive harm. For more information go to www.P65Warnings.ca.gov

<p>201A Hose Barb to MPT</p> 	<p>201A-SV Hose Barb to MPT Swivel</p> 	<p>201AB Beaded Hose Barb to MPT</p> 	<p>201BF Hose to Male Flare</p> 
<p>209A Hose Barb to FPT</p> 	<p>209A-SV Hose Barb to FPT Swivel</p> 	<p>209AS Hose Barb to Swivel Ball End</p> 	<p>122AS Swivel Ball Adapter</p> 
<p>209ASF Hose Barb to FM Flare Swivel</p> 	<p>HE1 90° Elbow, Hose to MPT</p> 	<p>HE1-BK 90° Elbow, Hose to MPT</p> 	<p>HE1-FM 90° Elbow, Hose to FPT</p> 
<p>269HB 90° Elbow, Beaded Barb to MPT</p> 	<p>HE1-45 45° Elbow, Hose to MPT</p> 	<p>HM Hose Mender</p> 	<p>HM-90 90° Elbow, Hose to Hose</p> 
<p>HBT2 Hose Barb Tee</p> 	<p>122RWA/122LWA Welding Adapter to Hand Thread</p> 	<p>209RWA/LWA Welding Adapter, Hose x 9/16-18</p> 	<p>BF Hose Crimp On Ferrule</p> 

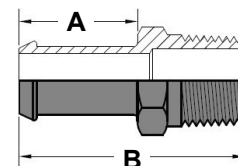
201A HOSE BARB TO MPT

PART NUMBER	HOSE ID	MPT	A	B	HEX
201A-3A	3/16"	1/8"-27	.69	1.25	1/2"
201A-3B	3/16"	1/4"-18	.69	1.48	9/16"
201A-4A	1/4"	1/8"-27	.97	1.53	1/2"
201A-4B	1/4"	1/4"-18	.97	1.76	9/16"
201A-4C	1/4"	3/8"-18	.97	1.76	11/16"
201A-5A	5/16"	1/8"-27	.97	1.53	1/2"
201A-5B	5/16"	1/4"-18	.97	1.76	9/16"
201A-5C	5/16"	3/8"-18	.97	1.76	11/16"
201A-6A	3/8"	1/8"-27	.97	1.53	1/2"
201A-6B	3/8"	1/4"-18	.97	1.76	9/16"
201A-6C	3/8"	3/8"-18	.97	1.76	11/16"
201A-6D	3/8"	1/2"-14	.97	1.97	7/8"
201A-8B	1/2"	1/4"-18	.97	1.76	9/16"
201A-8C	1/2"	3/8"-18	.97	1.76	11/16"
201A-8D	1/2"	1/2"-14	.97	1.97	7/8"
201A-8E	1/2"	3/4"-14	.97	1.97	1 1/16"
201A-10C	5/8"	3/8"-18	.97	1.76	11/16"
201A-10D	5/8"	1/2"-14	.97	1.97	7/8"
201A-10E	5/8"	3/4"-14	.97	1.97	1 1/16"
201A-12D	3/4"	1/2"-14	.97	1.97	7/8"
201A-12E	3/4"	3/4"-14	.97	1.97	1 1/16"
201A-12F	3/4"	1"-11 1/2	1.19	2.53	1 3/8"
201A-16E	1"	3/4"-14	1.19	2.19	1 1/16"
201A-16F	1"	1"-11 1/2	1.19	2.53	1 3/8"
201A-20E	1 1/4"	3/4"-14	1.19	2.28	1 3/8"
201A-20F	1 1/4"	1"-11 1/2	1.19	2.53	1 3/8"



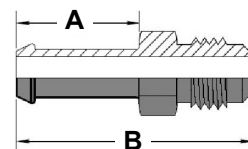
201AB BEADED HOSE BARB TO MPT

PART NUMBER	HOSE ID	MPT	A	B	HEX
201AB-4A	1/4"	1/8"-27	.62	1.18	1/2"
201AB-4B	1/4"	1/4"-18	.62	1.41	9/16"
201AB-5A	5/16"	1/8"-27	.62	1.18	1/2"
201AB-5B	5/16"	1/4"-18	.62	1.41	9/16"
201AB-6A	3/8"	1/8"-27	.87	1.43	1/2"
201AB-6B	3/8"	1/4"-18	.87	1.67	9/16"
201AB-6C	3/8"	3/8"-18	.87	1.67	11/16"
201AB-8C	1/2"	3/8"-18	.87	1.67	11/16"
201AB-8D	1/2"	1/2"-14	.87	1.88	7/8"
201AB-10D	5/8"	1/2"-14	.87	1.88	7/8"
201AB-10E	5/8"	3/4"-14	.87	1.88	1 1/16"
201AB-12D	3/4"	1/2"-14	.87	1.88	7/8"
201AB-12E	3/4"	3/4"-14	.87	1.88	1 1/16"



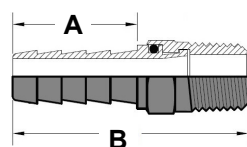
201BF HOSE BARB TO MALE FLARE

PART NUMBER	HOSE ID	FLARE THREAD	A	B	HEX
201BF-33	3/16"	3/16"	1.50	.75	7/16"
201BF-44	1/4"	1/4"	1.75	.75	1/2"
201BF-45	1/4"	5/16"	1.75	.75	1/2"
201BF-46	1/4"	3/8"	1.84	.87	5/8"
201BF-55	5/16"	5/16"	1.84	.87	5/8"
201BF-66	3/8"	3/8"	1.84	.87	5/8"
201BF-68	3/8"	1/2"	1.97	.97	3/4"
201BF-88	1/2"	1/2"	1.95	.92	7/8"



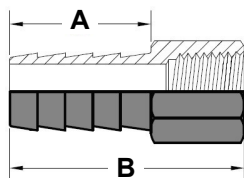
201A-SV HOSE BARB TO MPT SWIVEL

PART NUMBER	HOSE ID	MPT	A	B	HEX
201A-3A-SV	3/16"	1/8"-27	.69	1.48	1/2"
201A-4A-SV	1/4"	1/8"-27	.97	1.76	1/2"
201A-4B-SV	1/4"	1/4"-18	.97	1.80	9/16"
201A-5B-SV	5/16"	1/4"-18	.97	1.80	9/16"
201A-6B-SV	3/8"	1/4"-18	.97	1.80	9/16"
201A-6C-SV	3/8"	3/8"-18	.97	1.80	3/4"
201A-6D-SV	3/8"	1/2"-14	.97	2.00	7/8"
201A-8C-SV	1/2"	3/8"-18	.97	1.80	3/4"
201A-8D-SV	1/2"	1/2"-14	.97	2.00	7/8"
201A-12E-SV	3/4"	3/4"-14	.97	2.15	1 1/8"



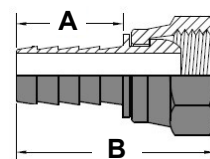
209A HOSE BARB TO FPT

PART NUMBER	HOSE ID	FPT	A	B	HEX
209A-4A	1/4"	1/8"-27	.97	1.45	1/2"
209A-4B	1/4"	1/4"-18	.97	1.61	5/8"
209A-4C	1/4"	3/8"-18	.97	1.63	3/4"
209A-5A	5/16"	1/8"-27	.97	1.45	1/2"
209A-5B	5/16"	1/4"-18	.97	1.61	5/8"
209A-5C	5/16"	3/8"-18	.97	1.63	3/4"
209A-6A	3/8"	1/8"-27	.97	1.45	1/2"
209A-6B	3/8"	1/4"-18	.97	1.61	5/8"
209A-6C	3/8"	3/8"-18	.97	1.63	3/4"
209A-6D	3/8"	1/2"-14	.97	1.77	15/16"
209A-8B	1/2"	1/4"-18	.97	1.61	5/8"
209A-8C	1/2"	3/8"-18	.97	1.63	3/4"
209A-8D	1/2"	1/2"-14	.97	1.77	15/16"
209A-10C	5/8"	3/8"-18	.97	1.63	3/4"
209A-10D	5/8"	1/2"-14	.97	1.77	15/16"
209A-12D	3/4"	1/2"-14	.97	1.77	15/16"
209A-12E	3/4"	3/4"-14	.97	1.77	1 1/8"
209A-16E	1"	3/4"-14	.97	1.77	1 1/8"




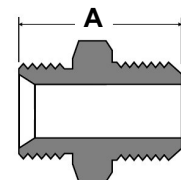
209AS HOSE BARB TO SWIVEL BALL END

PART NUMBER	HOSE ID	FPT	A	B	HEX
209AS-4B	1/4"	1/4"-18	.97	1.56	5/8"
209AS-5B	5/16"	1/4"-18	.97	1.56	5/8"
209AS-6B	3/8"	1/4"-18	.97	1.56	5/8"
209AS-6C	3/8"	3/8"-18	.97	1.62	9/16"
209AS-8C	1/2"	3/8"-18	.97	1.62	3/4"
209AS-8D	1/2"	1/2"-18	.97	1.73	15/16"
209AS-12E	3/4"	3/4"-14	.97	1.73	1 1/8"



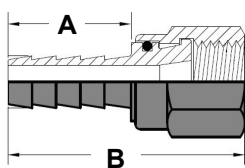
122AS SWIVEL BALL ADAPTER

PART NUMBER	MALE N.P.S.M.	MPT	A	HEX
122AS-4A	1/4"	1/8"-27	.91	9/16"
122AS-4B	1/4"	1/4"-18	1.02	9/16"
122AS-6B	3/8"	1/4"-18	1.02	11/16"
122AS-6C	3/8"	3/8"-18	1.09	11/16"
122AS-8C	1/2"	3/8"-18	1.19	27/32"
122AS-8D	1/2"	1/2"-14	1.39	27/32"



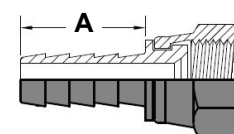
209A-SV HOSE BARB TO FPT SWIVEL

PART NUMBER	HOSE ID	FPT	A	B	HEX
209A-3A-SV	3/16"	1/8"-27	.69	1.45	1/2"
209A-4A-SV	1/4"	1/8"-27	.97	1.73	1/2"
209A-4B-SV	1/4"	1/4"-18	.97	1.80	5/8"
209A-5B-SV	5/16"	1/4"-18	.97	1.80	5/8"
209A-6B-SV	3/8"	1/4"-18	.97	1.80	5/8"
209A-6C-SV	3/8"	3/8"-18	.97	1.82	3/4"
209A-6D-SV	3/8"	1/2"-14	.97	1.86	15/16"
209A-8C-SV	1/2"	3/8"-18	.97	1.82	3/4"
209A-8D-SV	1/2"	1/2"-14	.97	1.86	15/16"



209ASF HOSE BARB TO FEMALE FLARE SW

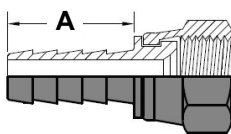
PART NUMBER	HOSE ID	FLARE THREAD	A	HEX
209ASF-44	1/4"	7/16"-20	.97	9/16"
209ASF-45	1/4"	1/2"-20	.97	5/8"
209ASF-55	5/16"	1/2"-20	.97	5/8"
209ASF-68	3/8"	3/4"-16	.97	7/8"
209ASF-88	1/2"	3/4"-16	.97	7/8"
209ASF-810	1/2"	7/8"-14	.97	1"
209ASF-1010	5/8"	7/8"-14	.97	1"
209ASF-1210	3/4"	7/8"-14	.97	1"



*Female Flare is a dual angle seat, accepting both 37°/45°

209ASF-45° HOSE BARB TO FEMALE FLARE SWIVEL

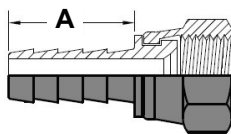
PART NUMBER	HOSE ID	FLARE THREAD	A	HEX
209ASF-46-45°	1/4"	5/8"-18	.97	3/4"
209ASF-56-45°	5/16"	5/8"-18	.97	3/4"
209ASF-66-45°	3/8"	5/8"-18	.97	3/4"
209ASF-1212-45°	3/4"	1 1/16"-14	.97	1 1/4"



*Flare accepts 45° mating part only

209ASF-37° HOSE BARB TO FEMALE FLARE SWIVEL

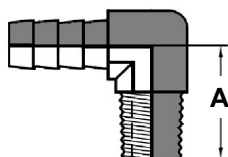
PART NUMBER	HOSE ID	FLARE THREAD	A	HEX
209ASF-46-37°	1/4"	9/16"-18	.97	11/16"
209ASF-56-37°	5/16"	9/16"-18	.97	11/16"
209ASF-66-37°	3/8"	9/16"-18	.97	11/16"
209ASF-1212-37°	3/4"	1 1/16"-12	.97	1 1/4"



*Flare accepts 37° mating part only

HE1 90° ELBOW, HOSE TO MPT

PART NUMBER	HOSE ID	MPT	A
HE1-4A	1/4"	1/8"-27	1.00
HE1-4B	1/4"	1/4"-18	1.00
HE1-4C	1/4"	3/8"-18	1.08
HE1-5A	5/16"	1/8"-27	1.01
HE1-5B	5/16"	1/4"-18	1.01
HE1-5C	5/16"	3/8"-18	1.09
HE1-6A	3/8"	1/8"-27	1.01
HE1-6B	3/8"	1/4"-18	1.04
HE1-6C	3/8"	3/8"-18	1.08
HE1-6D	3/8"	1/2"-14	1.12
HE1-8B	1/2"	1/4"-18	1.08
HE1-8C	1/2"	3/8"-18	1.08
HE1-8D	1/2"	1/2"-14	1.16
HE1-10C	5/8"	3/8"-18	1.13
HE1-10D	5/8"	1/2"-14	1.21



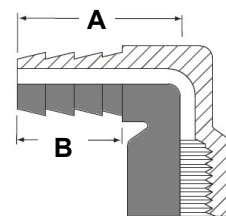
*Forged Style



*Barstock Style

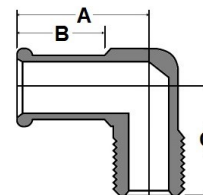
HE1-FM 90° ELBOW, HOSE TO MPT

PART NUMBER	HOSE ID	FPT	A	B
HE1-4A-FM	1/4"	1/8"-27	1.05	.79
HE1-4B-FM	1/4"	1/4"-18	1.14	.79
HE1-6B-FM	5/16"	1/8"-27	1.14	.79
HE1-6C-FM	5/16"	1/4"-18	1.22	.79
HE1-8B-FM	3/8"	1/8"-27	1.17	.87
HE1-8C-FM	3/8"	1/4"-18	1.24	.89
HE1-8D-FM	3/8"	3/8"-18	1.29	.79
HE1-12E-FM	1/2"	3/8"-18	1.52	.97



269HB 90° ELBOW, BEADED BARB TO MPT

PART NUMBER	HOSE ID	MPT	A	B	C
269HB-66	3/8"	3/8"-18	1.19	.78	.88
269HB-84	1/2"	1/4"-18	1.16	.78	.99
269HB-86	1/2"	3/8"-18	1.16	.78	1.08
269HB-8-8	1/2"	1/2"-14	1.28	.78	1.25
269HB-104	5/8"	1/4"-18	1.13	.78	.99
269HB-106	5/8"	3/8"-18	1.16	.78	.99
269HB-108	5/8"	1/2"-14	1.28	.78	1.25
269HB-128	3/4"	1/2"-14	1.28	.78	1.25
269HB-1212	3/4"	3/4"-14	1.33	.78	1.27



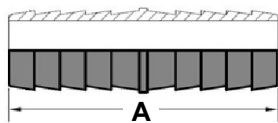
HE1-45 45° ELBOW, HOSE TO MPT

PART NUMBER	HOSE ID	MPT
HE1-45-4A	1/4"	1/8"-27
HE1-45-5A	5/16"	1/8"-27
HE1-45-5B	5/16"	1/4"-18
HE1-45-6A	3/8"	1/8"-27
HE1-45-6B	3/8"	1/4"-18
HE1-45-6C	3/8"	3/8"-18
HE1-45-8B	1/2"	1/4"-18
HE1-45-8C	1/2"	3/8"-18
HE1-45-10C	5/8"	3/8"-18



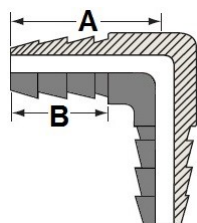
HM HOSE MENDER

PART NUMBER	HOSE ID	A
HM-2	1/8"	1.09
HM-3	3/16"	1.65
HM-4	1/4"	2.00
HM-5	5/16"	2.00
HM-6	3/8"	2.00
HM-8	1/2"	2.00
HM-10	5/8"	2.00
HM-12	3/4"	2.00
HM-16	1"	2.00



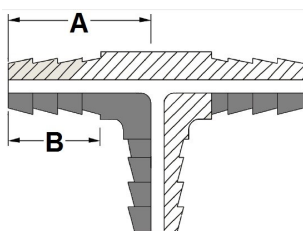
HM-90 90° HOSE MENDER

PART NUMBER	HOSE ID	A	B
HM-90-2	1/8"	.73	.46
HM-90-3	3/16"	1.05	.79
HM-90-4	1/4"	1.05	.79
HM-90-5	5/16"	1.15	.79
HM-90-6	3/8"	1.15	.79
HM-90-8	1/2"	1.25	.87
HM-90-10	5/8"	1.30	.87
HM-90-12	3/4"	1.41	.89



HBT2 HOSE BARB TEE

PART NUMBER	HOSE ID	A	B
HBT2-2	1/8"	.71	.46
HBT2-3	3/16"	.94	.71
HBT2-4	1/4"	.94	.71
HBT2-5	5/16"	1.18	.79
HBT2-6	3/8"	1.26	.86
HBT2-8	1/2"	1.26	.86
HBT2-10	5/8"	1.33	.90
HBT2-12	3/4"	1.41	.90



122RWA WELDING ADAPTER 9/16-18 RH

PART NUMBER	MPT	RH THREAD
122RWA-B	1/4"	9/16-18 RH
122RWA-C	3/8"	9/16-18 RH




209RWA HOSE TO 9/16-18 RH

PART NUMBER	HOSE I.D.	THREAD	HEX
209RWA-3	3/16"	9/16-18 RH	11/16"
209RWA-4	1/4"	9/16-18 RH	11/16"
209RWA-5	5/16"	9/16-18 RH	11/16"
209RWA-6	3/8"	9/16-18 RH	11/16"



122LWA HOSE TO 9/16-18 LH

PART NUMBER	PIPE	LH THREAD
122LWA-B	1/4"	9/16-18 LH
122LWA-C	3/8"	9/16-18 LH



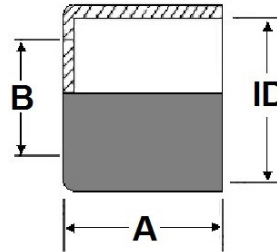
209LWA HOSE TO 9/16-18 LH

PART NUMBER	HOSE I.D.	LH THREAD	HEX
209RWA-3	3/16"	9/16-18 LH	11/16"
209RWA-4	1/4"	9/16-18 LH	11/16"
209RWA-5	5/16"	9/16-18 LH	11/16"
209RWA-6	3/8"	9/16-18 LH	11/16"






BF CRIMP ON FERRULE

PART NUMBER	Cross Ref.	I.D.	LENGTH (A)	HOLE (B)	THICKNESS
BF-.330-.490-.250	6231	.330	.490	.250	.020
BF-.358-.500-.265	833	.358	.500	.265	.020
BF-.380-.500-.265	622	.380	.500	.265	.020
BF-.400-.470-.270	619	.400	.470	.270	.020
BF-.410-.500-.265	620	.410	.500	.265	.020
BF-.450-.562-.343	769	.450	.562	.343	.020
BF-.478-.687-.328	4750	.478	.687	.328	.025
BF-.500-1.00-.343	7322	.500	1.00	.343	.025
BF-.500-.500-.343	624	.500	.500	.343	.020
BF-.525-1.00-.375	7323	.525	1.00	.375	.025
BF-.525-1.00-.437	9974	.525	1.00	.437	.025
BF-.525-.470-.360	625	.525	.470	.360	.020
BF-.531-1.00-.375	7324	.531	1.00	.375	.025
BF-.560-1.00-.437	7325	.560	1.00	.437	.025
BF-.560-.750-.375	3588	.560	.750	.375	.020
BF-.575-.484-.468	KK	.575	.484	.468	.020
BF-.593-1.00-.437	7326	.593	1.00	.437	.025
BF-.600-.500-.500	JJ	.600	.500	.500	.020
BF-.625-.500-.500	II	.625	.500	.500	.020
BF-.625-1.00-.437	7327	.625	1.00	.437	.025
BF-.650-.500-.500	HH	.650	.500	.500	.020
BF-.656-1.00-.437	7328	.656	1.00	.437	.025
BF-.675-.515-.500	GG	.675	.515	.500	.020
BF-.690-1.00-.500	7329	.690	1.00	.500	.025
BF-.718-1.00-.625	7330A	.718	1.00	.625	.025
BF-.725-.530-.500	EE	.725	.530	.500	.020
BF-.750-.531-.500	DD	.750	.531	.500	.020
BF-.750-1.00-.625	7331	.750	1.00	.625	.025
BF-.775-.531-.500	CC	.775	.531	.500	.020
BF-.781-1.00-.625	7332	.781	1.00	.625	.025
BF-.812-1.00-.625	7333	.812	1.00	.625	.025
BF-.875-.843-.687	7244A	.875	.843	.687	.025
BF-.937-.875-.750	7242	.937	.875	.750	.025
BF-.975-.843-.687	5028A	.975	.843	.687	.025
BF-1.025-.843-.687	7114A	1.025	.843	.687	.025
BF-1.150-.843-.875	7104A	1.150	.843	.875	.025
BF-1.175-.875-.875	7088A	1.175	.875	.875	.025
BF-1.500-.875-1.125	1500	1.500	.875	1.125	.025





BRASS PUSH-LOK HOSE BARBS

CONSTRUCTION	<ul style="list-style-type: none"> • CA360, CA345, CA3604, CA377 Brass 
APPLICATIONS	<ul style="list-style-type: none"> • Use with thermoplastic or rubber push-lock hose. No use of hose clamp or crimped type fitting required. 
RANGES	<ul style="list-style-type: none"> • Temperature Range: -30° to +180° F. 

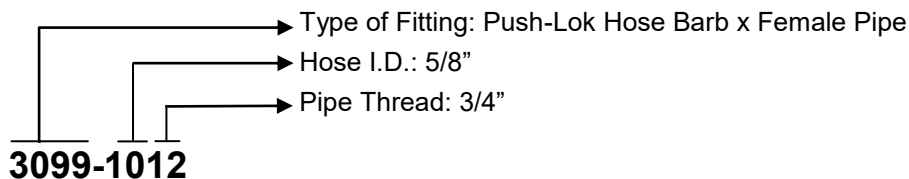


PUSH-LOK FITTING ASSEMBLY

1. Make a clean square cut on your hose end.
2. Use lubricant on the end of the hose.
3. Move the fitting into the hose so only one barb is inserted into the hose. Make sure the fitting is lined up properly with the hose.
4. Push the fitting fully into the hose so that the end of the hose is covered by the yellow plastic cap. Make sure the fitting is fully inserted before use.

ORDERING INFORMATION















- Parts that include “PBF” are supplied as low lead compliant fittings.
- Part numbers without the “PBF” distinction are NOT lead free compliant.
- Nomenclature Example:



NOTES


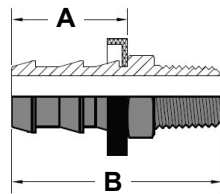
- Non-stock items and special parts are available on a quotation basis.
- Configurations and dimensions are subject to change without notice.

⚠ WARNING: Products offered by Robo-Fit, Inc. can expose you to chemicals such as lead, a chemical which is known to the State of California to cause cancer, birth defects, or other reproductive harm. For more information go to www.P65Warnings.ca.gov

<p>301 Hose Barb to MPT</p> 	<p>301-SV Hose Barb to MPT Swivel</p> 	<p>302 Hose Barb to 45° Male Flare</p> 	<p>303 Rigid Tube Shank</p> 
<p>304 Hose Splicer</p> 	<p>305 Hose Barb to Inverted Flare</p> 	<p>306 Hose Barb to Inverted Flare</p> 	<p>307 Hose to 45° Flare, Swivel</p> 
<p>308 Hose to 37° Flare, Swivel</p> 	<p>309 Hose to Dual Angle, 45°/37°</p> 	<p>3099 Hose Barb to Female Pipe</p> 	<p>3099-SV Hose Barb to FPT Swivel</p> 
<p>310 Hose Barb to Male 37° Flare</p> 	<p>1000B 90° Hose Barb to Male Pipe</p> 		

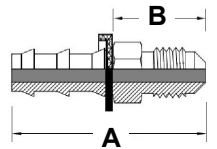
301 HOSE BARB TO MPT

PART NUMBER	HOSE ID	MPT	A	B	HEX
301-42	3/16"	1/8"-27	.87	1.43	1/2"
301-44	3/16"	1/4"-18	.87	1.66	9/16"
301-46	1/4"	3/8"-18	.87	1.66	11/16"
301-52	5/16"	1/8"-27	.87	1.43	1/2"
301-54	5/16"	1/4"-18	.87	1.66	9/16"
301-62	3/8"	1/8"-27	.97	1.53	1/2"
301-64	3/8"	1/4"-18	.97	1.76	9/16"
301-66	3/8"	3/8"-18	.97	1.76	11/16"
301-68	3/8"	1/2"-14	.97	1.97	7/8"
301-84	1/2"	1/4"-18	.97	1.76	11/16"
301-86	1/2"	3/8"-18	.97	1.76	11/16"
301-88	1/2"	1/2"-14	.97	1.97	7/8"
301-812	1/2"	3/4"-14	.97	1.97	1 1/16"
301-108	5/8"	1/2"-14	1.45	2.45	7/8"
301-1012	5/8"	3/4"-14	1.45	2.45	1 1/16"
301-128	3/4"	1/2"-14	1.45	2.45	7/8"
301-1212	3/4"	3/4"-14	1.45	2.45	1 1/16"



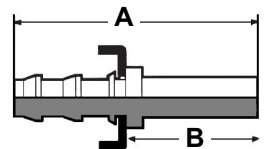
302 HOSE BARB TO 45° MALE FLARE

PART NUMBER	HOSE ID	FLARE THREAD	A	B	HEX
302-44	1/4"	1/4"	1.56	.75	7/16"
302-45	1/4"	5/16"	1.66	.84	1/2"
302-66	3/8"	3/8"	1.75	.94	5/8"
302-88	1/2"	1/2"	1.94	1.00	3/4"



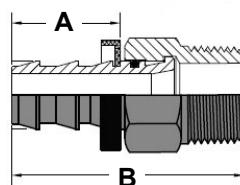
303 RIGID TUBE SHANK

PART NUMBER	HOSE ID	TUBE ID	A	B
303-43	1/4"	3/16"	1.94	1.12
303-44	1/4"	1/4"	2.00	1.19
303-45	1/4"	5/16"	2.03	1.22
303-66	3/8"	3/8"	2.16	1.34
303-88	1/2"	1/2"	2.44	1.48
303-1010	5/8"	5/8"	2.61	1.54




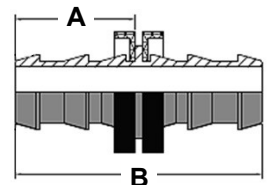
301-SV HOSE BARB TO MPT SWIVEL

PART NUMBER	HOSE ID	MPT	A	B	HEX
301-44-SV	1/4"	1/4"-18	.87	1.71	9/16"
301-5B-SV	5/16"	1/4"-18	.87	1.71	9/16"
301-6B-SV	3/8"	1/4"-18	.97	2.00	9/16"
301-6C-SV	3/8"	3/8"-18	.97	2.00	11/16"
301-8C-SV	1/2"	3/8"-18	.97	2.00	11/16"
301-8D-SV	1/2"	1/2"-14	.97	2.00	7/8"



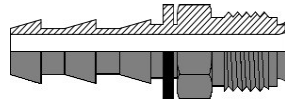
304 HOSE SPLICER

PART NUMBER	HOSE ID	A	B
304-44	1/4"	.87	1.80
304-55	5/16"	.87	1.80
304-66	3/8"	.97	2.00
304-88	1/2"	.97	2.00
304-1010	5/8"	1.45	3.03
304-1212	3/4"	1.45	3.03



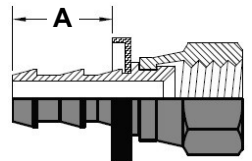
305 HOSE BARB TO INVERTED FLARE

PART NUMBER	HOSE ID	INV FLARE THREAD	HEX
305-43	3/16"	3/16"	3/8"
305-44	1/4"	1/4"	7/16"
305-45	1/4"	5/16"	1/2"
305-55	5/16"	5/16"	1/2"
305-66	3/8"	3/8"	5/8"
305-88	1/2"	1/2"	3/4"
305-1010	5/8"	5/8"	7/8"



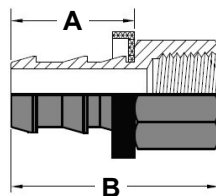
308 HOSE TO FEMALE 37° FLARE, SWIVEL

PART NUMBER	HOSE ID	FLARE THREAD	A	HEX
308-46	1/4"	9/16"-18	.87	1 1/16"
308-56	1/4"	9/16"-18	.87	1 1/16"
308-66	3/8"	3/8"	.97	1 1/16"
308-1212	3/4"	1-1/16"-12	1.45	1 1/4"



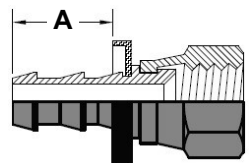
306 HOSE BARB TO INVERTED FEMALE FLARE

PART NUMBER	HOSE ID	INV FLARE THREAD	HEX
306-43	1/4"	3/16"	7/16"
306-44	1/4"	1/4"	1/2"
306-45	1/4"	5/16"	9/16"
306-66	3/8"	3/8"	3/4"
306-88	1/2"	1/2"	7/8"



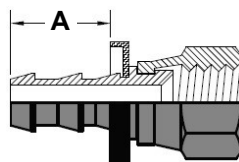
309 HOSE TO DUAL ANGLE, SWIVEL, 45°/37°

PART NUMBER	HOSE ID	FLARE THREAD	A	HEX
309-44	1/4"	7/16"-20	.87	9/16"
309-45	1/4"	1/2"-20	.87	5/8"
309-55	5/16"	1/2"-20	.87	5/8"
309-68	3/8"	3/4"-16	.97	7/8"
309-88	1/2"	3/4"-16	.97	7/8"
309-810	1/2"	7/8"-14	.97	1"
309-108	5/8"	3/4"-16	1.45	7/8"
309-1010	5/8"	7/8"-14	1.45	1"
309-1210	3/4"	7/8"-14	1.45	1"



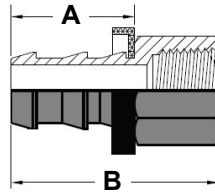
307 HOSE TO FEMALE 45° FLARE, SWIVEL

PART NUMBER	HOSE ID	FLARE THREAD	HEX	A
307-46	1/4"	5/8"-18	3/4"	.87
307-56	5/16"	5/8"-18	3/4"	.87
307-66	3/8"	5/8"-18	3/4"	.97
307-1212	3/4"	1 1/16"-14	1 1/4"	1.45



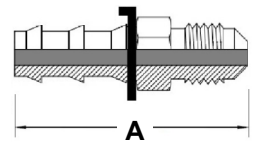
3099 HOSE TO FEMALE PIPE

PART NUMBER	HOSE ID	FPT	A	B	HEX
3099-42	1/4"	1/8"-27	.87	1.35	1/2"
3099-44	1/4"	1/4"-18	.87	1.51	5/8"
3099-46	1/4"	3/8"-18	.87	1.53	3/4"
3099-52	5/16"	1/8"-27	.87	1.35	1/2"
3099-54	5/16"	1/4"-18	.87	1.51	5/8"
3099-62	3/8"	1/8"-27	.97	1.45	1/2"
3099-64	3/8"	1/4"-18	.97	1.61	5/8"
3099-66	3/8"	3/8"-18	.97	1.63	3/4"
3099-68	3/8"	1/2"-14	.97	1.77	15/16"
3099-84	1/2"	1/4"-18	.97	1.61	5/8"
3099-86	1/2"	3/8"-18	.97	1.63	3/4"
3099-88	1/2"	1/2"-14	.97	1.77	15/16"
3099-812	1/2"	3/4"-14	.97	1.77	1 1/8"
3099-108	5/8"	1/2"-14	1.45	2.25	15/16"
3099-1012	5/8"	3/4"-14	1.45	2.25	1 1/8"
3099-128	3/4"	1/2"-14	1.45	2.25	15/16"
3099-1212	3/4"	3/4"-14	1.45	2.25	1 1/8"



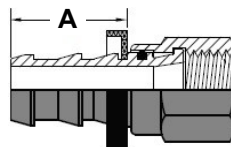
310 HOSE TO JIC MALE 37°

PART NUMBER	HOSE ID	37° Male Flare	A	HEX
310-44	1/4"	7/16"-20	1.57	1/2"
310-45	1/4"	1/2"-20	1.60	9/16"
310-66	3/8"	9/16"-18	1.60	9/16"
310-88	1/2"	3/4"-16	1.97	3/4"



3099-SV HOSE BARB TO FPT, SWIVEL

PART NUMBER	HOSE ID	FPT	A	HEX
3099-44-SV	1/4"	1/4"-18	.87	5/8"
3099-54-SV	5/16"	1/4"-18	.87	5/8"
3099-64-SV	3/8"	1/4"-18	.97	5/8"
3099-86-SC	1/2"	3/8"-18	.97	3/4"
3099-88-SV	1/2"	1/2"-14	.97	15/16"



1000B 90° HOSE BARB TO MPT

PART NUMBER	HOSE ID	MPT	A	B
10004B-C02	1/4"	1/8"-27	1.22	.82
10004B-C04	1/4"	1/4"-18	1.40	.82
10005B-C02	5/16"	1/8"-27	1.08	.87
10005B-C04	5/16"	1/4"-18	1.15	.87
10006B-C02	3/8"	1/8"-27	1.35	.92
10006B-C04	3/8"	1/4"-18	1.40	.92
10006B-C06	3/8"	3/8"-18	1.51	.92
10008B-C06	1/2"	3/8"-18	1.54	1.02
10008B-C08	1/2"	1/2"-14	1.61	1.02
10012B-C08	3/4"	1/2"-14	2.15	1.50
10012B-C12	3/4"	3/4"-14	2.23	1.50

