





SELECTOR VALVES

CONSTRUCTION	• CA377 Brass	
APPLICATIONS	<ul style="list-style-type: none"> • Operation in gasoline, oil, air, water and detergent systems. • Fuel Switching/Tank Selection 	 
RANGES	<ul style="list-style-type: none"> • Maximum Pressure: 30 PSIG on 100/200 • Maximum Pressure: 15 PSIG on SK1036 Temperature: -40°F to +180° F 	




3 & 4-WAY SELECTOR VALVES

The 100 & 200 Series Non-Lubricated Plug Valves are designed to operate in systems where instantaneous port selection is desired. Since lubricants are not used, re-lubrication is not required. There is no lubricant to freeze and lock the valve or to contaminate fine fluids. The o-ring sealed cap and stem eliminate leakage to the atmosphere. The mating

100 SERIES is standard with a pointer lever to indicate the desired porting selection and can be rotated 360°. A number of special body porting patterns, flow combinations, “Click” or “Click-Stop” arrangements and special stem lengths are available. Designed for panel or bracket mounting.

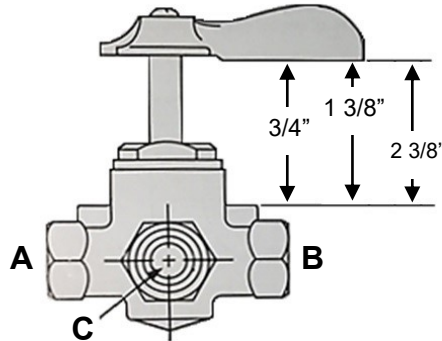
200 SERIES is standard with a pointer lever and an audible “Click Mechanism.” This arrangement assures proper porting selection by sound or touch without looking at the valve. This construction is highly desirable when the operator’s visual attention cannot be distracted or for remote valve locations. The valve rotates 360° with “Click” intervals spaced every 90°. Designed for panel or bracket mounting.

Fluid Port Size	Diameter
1/8" & 1/4"	9/32" (.281)
3/8"	5/16" (.312)

 **WARNING:** Products offered by Robo-Fit, Inc. can expose you to chemicals such as lead, a chemical which is known to the State of California to cause cancer, birth defects, or other reproductive harm. For more information go to www.P65Warnings.ca.gov

THREE-WAY SELECTOR VALVES (SIDE OUTLET)

PART NUMBER	Port Size	Click Stop	# of Ports	Stem Length
210C-J	1/8" FPT	YES	3	1 3/8"
110C-L	1/4" FPT	NO	3	1 3/8"
210C-L	1/4" FPT	YES	3	1 3/8"
210C-LS	1/4" FPT	YES	3	3/4"
210C-LM	1/4" FPT	YES	3	2 3/8"
110C-N	3/8" FPT	NO	3	1 3/8"
210C-N	3/8" FPT	YES	3	1 3/8"

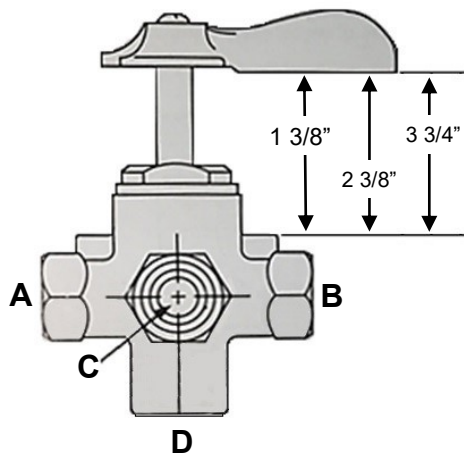


OPENINGS:

- Handle Pointer Over A: Valve Open A-C
- Handle Pointer Over C: Valve Open B-C
- Handle Pointer Over B: Valve "OFF"
- Handle Pointer Over Bracket: Valve "OFF"

FOUR-WAY SELECTOR VALVES

PART NUMBER	Port Size	Click Stop	# of Ports	Stem Length
100C-L	1/4" FPT	NO	4	1 3/8"
200C-L	1/4" FPT	YES	4	1 3/8"
100C-N	3/8" FPT	NO	4	1 3/8"
200C-N	3/8" FPT	YES	4	1 3/8"
205C-L	1/4" FPT	YES	4	2 3/8"
205C-N	3/8" FPT	YES	4	2 3/8"
215C-L	1/4" FPT	YES	4	3 3/4"
115C-N	3/8" FPT	NO	4	3 3/4"
215C-N	3/8" FPT	YES	4	3 3/4"



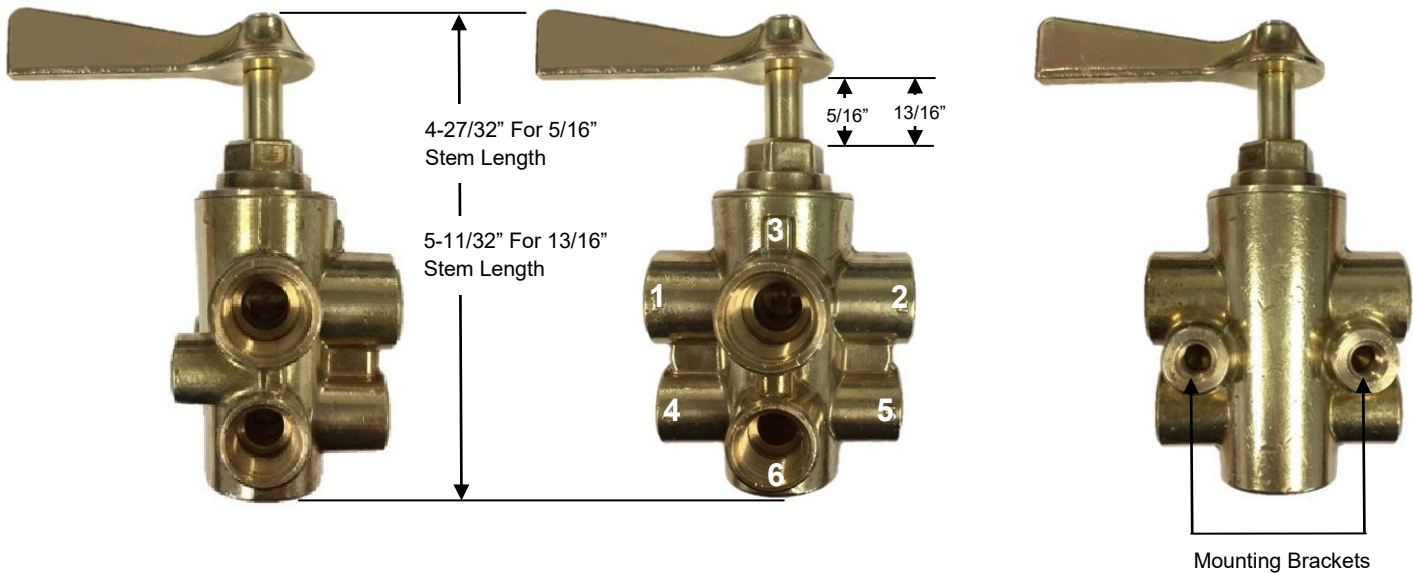
OPENINGS:

- Handle Pointer Over A: Valve Open A-D
- Handle Pointer Over C: Valve Open C-D
- Handle Pointer Over B: Valve Open B-D
- Handle Pointer Over Bracket: Valve "OFF"

SIX PORT VALVES

PART NUMBER	FEMALE PIPE	FEMALE PIPE	LENGTH OF STEM	TYPE
	THREAD	THREAD		
	1-2-3	4-5-6		
SK-1031	1/2"	3/8"	5/16"	1
SK-1036	1/2"	3/8"	13/16"	1
SP-2381-CM	1/2"	3/8"	5/16"	2
SP-2483-CM	1/2"	3/8"	5/16"	3
SP-2486-CM	1/2"	3/8"	13/16"	3

“Designed primarily for diesel engine applications where a fuel return or spill back is required. These valves are widely used in the trucking and marine industry and by manufacturers of diesel generating plants.”



TYPE 1	TYPE 2	TYPE 3
Maximum Handle Travel 180°	Maximum Handle Travel 90°	Maximum Handle Travel 90°
Mounting Pads for Bolt Mounting	Mounting Pads for Bolt Mounting	Mounting Pads for Bolt Mounting
OPENINGS	OPENINGS	OPENINGS
Handle Pointer Over 2: (All Ports Closed)	Handle Pointer Over 3: (Open: 1-3 & 4-6, Closed 2 & 5)	Handle Pointer Over 1: (Open: 1-3 & 4-6, Closed 2 & 5)
Handle Pointer Over 3: (Open: 1-3 & 4-6, Closed 2 & 5)	Handle Pointer Over 2: (Open: 2-3 & 5-6, Closed 1 & 4)	Handle Pointer Over 3: (Open: 2-3 & 5-6, Closed 1 & 4)
Handle Pointer Over 1: (Open: 2-3 & 5-6, Closed 1 & 4)		



MADE IN USA